

# PRO™ Pelvis

The next generation

## New Plate Offerings

Suprapectineal Flex Plates

Pelvic Brim Plates

Anterior Column Plates

Anterior SI Plate

Posterior Rim Plates\*

Spring Plates\*



# PRO Pelvis Next Generation Plate additions

## Suprapectineal Flex Plates



Pre-contoured anatomic plates for the quadrilateral surface, has only one tab between the brim and OLS portion, which may allow for easier in-situ manipulation and contouring, if necessary.

- Available in two brim lengths, 12 and 14 hole
- K-wire holes for provisional fixation

## Pelvic Brim Plates



Pre-contoured anatomic plates designed to treat isolated anterior column fractures.

- Anterior and posterior K-wire holes for provisional fixation
- Available in 12 and 14 hole options

## Anterior Column Plates



Pre-contoured anatomic plates designed to treat isolated anterior column fractures that extend cranially towards the sacroiliac joint.

- Anterior and posterior K-wire holes for provisional fixation
- Available in 14 and 16 hole options

## Posterior Rim Plates\*



Designed as an alternative to spring plates

- Equipped with tines at the end of the plate designed to capture small bone fragments around the acetabular rim.

## Anterior SI Plates



Designed to stabilize SI joint disruptions and fractures around the SI joint.

- Equipped with screw holes on either side of the SI joint
- Two holes cranially and three holes caudally that allow for use in conjunction with a Farabeuf clamp

## Spring Plates\*



Designed for the reduction and fixation of small bone fragments.

- Oblong holes on the spring plates allow for up to 2mm of compression
- Available in 2 and 3 hole options


\*This product is not CE marked in accordance with applicable EU regulations and directives. Stryker is not marketing or distributing this product in the EU. Any reference to this product is for presentation purposes only.

# PRO Pelvis

The PRO System provides a comprehensive range of visualization, reduction instruments, and fixation options.

## Exposure



PRO Pelvis offers Carbon fiber retractors with lighting, suction, and k-wire fixation designed to enhance visibility.



## Reduction



PRO Pelvis offers a variety of reduction forceps and enhanced clamp designs offer many options for fracture reduction and fragment repositioning.

The Linear Reduction Clamp can be used as an additional reduction instrument with four interchangeable hook options and a ratchet based mechanism of compression. In alignment with the PRO Pelvis system, this cannulated system offers the option to place a 2.7, 3.5, or 4.5mm screw through it.



## Fixation

PRO Pelvis offers a number of anatomic and utility plates to treat a wide variety of pelvic and acetabular fractures.



## Trauma & Extremities

This document is intended solely for the use of healthcare professionals. A surgeon must always rely on his or her own professional clinical judgment when deciding whether to use a particular product when treating a particular patient. Stryker does not dispense medical advice and recommends that surgeons be trained in the use of any particular product before using it in surgery.

The information presented is intended to demonstrate a Stryker product. A surgeon must always refer to the product label and/or Instructions for Use, including the instructions for Cleaning and Sterilization (if applicable), before using any Stryker product. Products may not be available in all markets because product availability is subject to the regulatory and/or medical practices in individual markets. Please contact your Stryker representative if you have questions about the availability of Stryker products in your area.

Stryker Corporation or its divisions or other corporate affiliated entities own, use or have applied for the following trademarks or service marks: PRO, Stryker. All other trademarks are trademarks of their respective owners or holders.

The products listed above are CE marked excepting the Posterior Rim Plates and Spring Plates.

Content ID: PRO-SS-5, 11-2023

Copyright © 2023 Stryker



**Manufacturer:**

Stryker GmbH  
Bohnackerweg 1  
2545 Selzach  
Switzerland  
stryker.com