


# Pangea™

## Proximal Posteromedial Tibia Plate

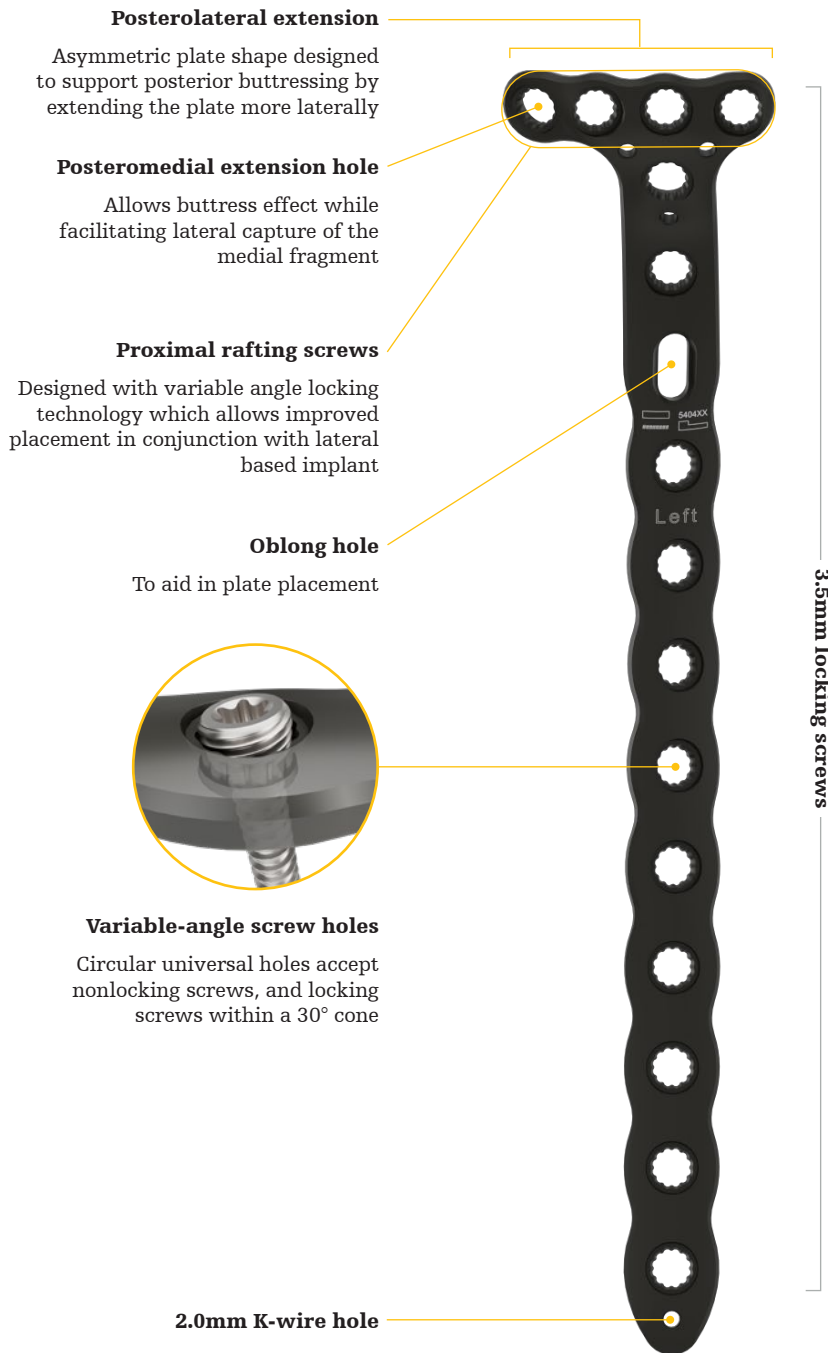
Design rationale



# Pangea Proximal Posteromedial Tibia Plate

stryker

## Design rationale



## Plate placement



- This plate is designed to be used for a medial coronal shear fracture of a Schatzker VI
- Plate position as well as screw options facilitate the use with Pangea proximal lateral tibia plates.
- This plate sits on the posterior medial side and wraps around posteriorly

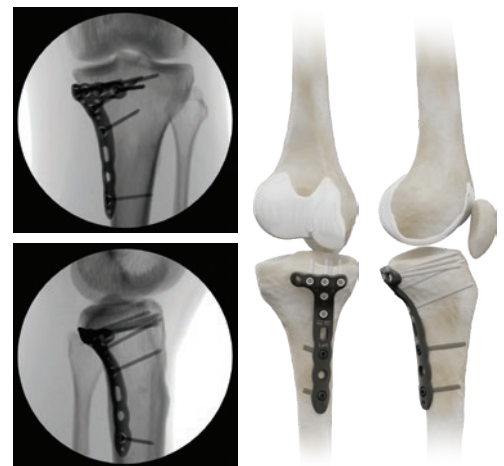


Image from Pangea Operative Technique<sup>1</sup>

# Pangea Proximal Posteromedial Tibia Plate

**stryker**

## Design rationale


### Fit

- Proximal Posteromedial Tibia Plate is designed to address both partial articular medial plateau fractures as well as support medial fracture fragments associated with bicondylar fractures
- The posterolateral extension is designed to support more lateral posterior buttressing
- Designed with the use of SOMA: Stryker Orthopedics Modeling and Analytics.
- The Pangea Proximal Posteromedial Tibia Plates provide better anatomic fit compared to competitive Synthes LCP Medial Proximal Tibia Plates<sup>2</sup>

### Technical specifications

- Standard plate lengths: 4-12 hole (68-180mm)
- Thickness: 3.0mm
- Left and right anatomic plate options
- **Drill bits:**
  - Ø2.5mm x 135mm (542020)
  - Ø2.5mm x 215mm (542021)

### Screw platform



### References:

1. Pangea Tibia Plating Operative Technique. PGA-ST-4, 03-2023
2. Internal Report № D0000262573, Rev AA, Selzach, Switzerland

This document is intended solely for the use of healthcare professionals. A surgeon must always rely on his or her own professional clinical judgment when deciding whether to use a particular product when treating a particular patient. Stryker does not dispense medical advice and recommends that surgeons be trained in the use of any particular product before using it in surgery.

The information presented is intended to demonstrate the breadth of Stryker's product offerings. A surgeon must always refer to the package insert, product label and/ or instructions for use before using any of Stryker's products. Products may not be available in all markets because product availability is subject to the regulatory and/ or medical practices in individual markets. Please contact your sales representative if you have questions about the availability of products in your area. Not intended for promotional or marketing use outside of the United States and Canada.

Stryker Corporation or its affiliates own, use, or have applied for the following trademarks or service marks: Pangea, Stryker. All other trademarks are trademarks of their respective owners or holders.

Content ID: PGA-BL-6, 08-2023

Copyright © 2023 Stryker



### Manufacturer:

Stryker GmbH  
Bohnackerweg 1  
2545 Selzach, Switzerland  
stryker.com