


# Tray layout card – Hoffmann 3 base level

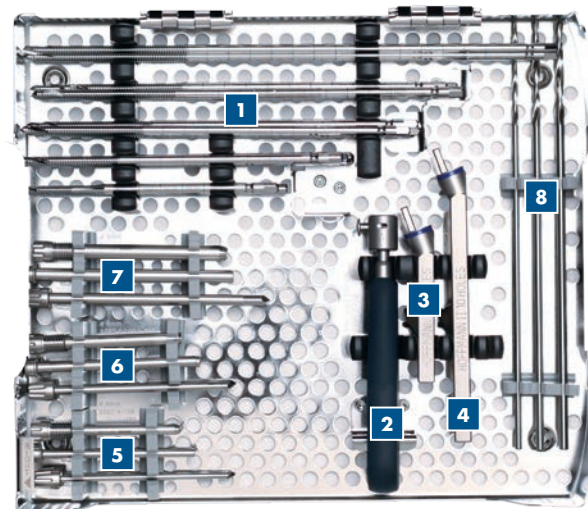
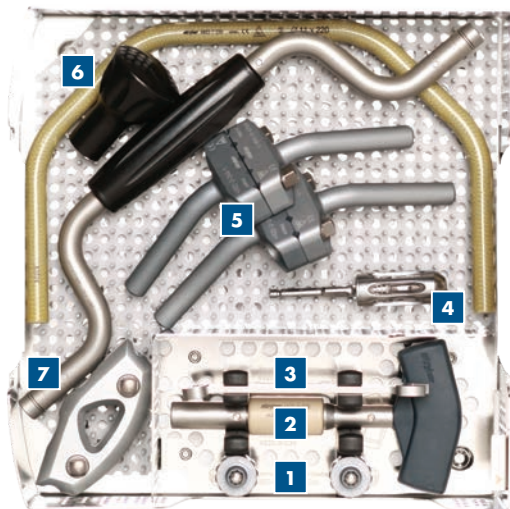


## Components

Ref #	Description	Qty.	Ref #	Description	Qty.
<b>A</b> 4922-9-900	Hoffmann 3 tray, empty	1	<b>10</b> 4922-8-150	Vectran coated carbon fiber connecting rods Ø11mm × 150mm	4
<b>1</b> 4922-1-010	Rod-to-rod coupling	10	4922-8-200	Vectran coated carbon fiber connecting rods Ø11mm × 200mm	Optional
<b>2</b> 4922-1-015	Rod-to-rod coupling, multiplanar	1	<b>11</b> 4922-8-250	Vectran coated carbon fiber connecting rods Ø11mm × 250mm	4
<b>3</b> 4922-1-020	Pin-to-rod coupling	4	4922-8-300	Vectran coated carbon fiber connecting rods Ø11mm × 300mm	Optional
<b>4</b> 4922-1-030	Pin-to-rod coupling, inverted	2	<b>12</b> 4922-8-350	Vectran coated carbon fiber connecting rods Ø11mm × 350mm	2
4922-1-025	Pin-to-rod coupling, multiplanar	Optional	<b>12</b> 4922-8-400	Vectran coated carbon fiber connecting rods Ø11mm × 400mm	2
<b>5</b> 4921-2-060	10-hole pin clamp	2	<b>12</b> 4922-8-450	Vectran coated carbon fiber connecting rods Ø11mm × 450mm	2
<b>6</b> 4922-2-020	5-hole pin clamp	4	4922-8-500	Vectran coated carbon fiber connecting rods Ø11mm × 500mm	Optional
<b>7</b> 4922-2-120	Straight post Ø11mm	4	4922-8-550	Vectran coated carbon fiber connecting rods Ø11mm × 550mm	Optional*
<b>8</b> 4922-2-140	30° Angled post Ø11mm	4	4922-8-600	Vectran coated carbon fiber connecting rods Ø11mm × 600mm	Optional*
<b>9</b> 4922-2-160	90° Angled post Ø11mm	2	4922-8-650	Vectran coated carbon fiber connecting rods Ø11mm × 650mm	Optional*
4922-8-100	Vectran coated carbon fiber connecting rods Ø11mm × 100mm	Optional	<b>13</b> 5030-5-250	Transfixing pin Ø4mm / 5mm, 250mm × 50mm	2
			5050-4-300	Transfixing pin Ø5 / 6mm, 300 × 40mm	Optional

\*Vectran coated Carbon Fiber Rods of Ø11mm or Ø8mm fit to a length of up to 500mm into the tray.

# Tray layout card – Hoffmann 3 inserts



## Components

Ref #	Description	Qty.	Ref #	Description	Qty.
1	4920-9-020 Thumbwheel	2	1	5018-5-120 Self-drilling Half Pin Apex Ø5mm, 120mm × 35mm	4
2	4920-9-030 T-wrench / pin driver 7mm / 5mm, 6mm	1	1	5018-5-150 Self-drilling Half Pin Apex Ø5mm, 150mm × 40mm	8
3	4920-9-036 7mm spanner wrench	1	1	5018-6-180 Self-drilling Half Pin Apex Ø5mm, 180mm × 50mm	8
4	4922-9-050 Hoffmann 3 Chuck for Pins Universal for Ø4/5/6mm	1	1	5018-6-200 Self-drilling Half Pin Apex Ø5mm, 200mm × 60mm	4
	4921-0-000 Dynamization / distraction tube	Optional	1	5018-7-250 Self-drilling Half Pin Apex Ø5mm, 250mm × 70mm	4
	4921-0-015 Compression / distraction tube	Optional	1	5026-8-120 Self-drilling Half Pin Hybrid Apex Ø3/5mm × 20mm × 120mm	2
	4921-1-100 Rod-to-tube coupling	Optional	2	5057-1-110 Apex / Handle for Guide Block	1
	4922-2-220 5-hole pin clamp with two Ø11mm straight posts	Optional	3	5057-1-115 Apex / Guide Block for Predrilling Assembly / for Hoffmann II 5 Hole Clamp	1
5	4922-2-240 5-hole pin clamp with two Ø11mm 30° angled posts	2	4	5057-1-116 Apex / Guide Block for Predrilling Assembly / for Hoffmann II 10 Hole Clamp	1
	4922-2-320 5-hole pin clamp with one Ø11mm straight post	Optional	5	5057-4-100 Apex / Predrilling Assembly-Short / Ø4mm	2
	4922-2-340 5-hole pin clamp with one Ø11mm 30° angled post	Optional		5057-4-200 Apex / Predrilling Assembly-Long / Ø4mm	Optional
6	4922-7-220 Semi-circular curved rod Ø11 × 220mm	1		5057-5-000 Apex / Predrilling Assembly - extra short / for Pins ø5mm Protection - 50mm	Optional
7	5057-0-300 Drill Brace for Apex Pins (Manual Drill Handle)	1	6	5057-5-100 Apex / Predrilling Assembly-Short / Ø5mm	2
	5028-7-030 MRI Semi-Circular carbon rod	Optional		5057-5-200 Apex / Predrilling Assembly-Long / Ø5mm	Optional
	4922-1-220 30° rod coupler Ø11mm	Optional	7	5057-6-100 Apex / Predrilling Assembly-Short / Ø6mm	2
	4922-9-060 Stabilization / reduction wrench	Optional		5057-6-200 Apex / Predrilling Assembly-Long / Ø6mm	Optional
<b>Also available: Protective End Caps</b>			8	5085-2-032 GRAY System / HIGH PERFORMANCE BONE DRILL / Ø3;2 × 200mm	1
<b>5027-1-040 Protective End Caps for 4mm Pins, White, Pack of 15</b>			8	5085-2-040 GRAY System / HIGH PERFORMANCE BONE DRILL / Ø4;0 × 200mm	1
<b>5027-1-050 Protective End Caps for 5mm Pins, Blue, Pack of 15</b>			8	5085-2-045 GRAY System / HIGH PERFORMANCE BONE DRILL / Ø4;5 × 200mm	1

**Note: For more Apex Pin options please refer to the specific Apex Pin Operative Technique.**

A surgeon must always rely on his or her own professional clinical judgment when deciding whether to use a particular product when treating a particular patient. Stryker does not dispense medical advice and recommends that surgeons be trained in the use of any particular product before using it in surgery.

The information presented is intended to demonstrate the breadth of Stryker product offerings. A surgeon must always refer to the package insert, product label and/or instructions for use before using any Stryker product. Products may not be available in all markets because product availability is subject to the regulatory and/or medical practices in individual markets. Please contact your Stryker representative if you have questions about the availability of Stryker products in your area. Stryker Corporation or its divisions or other corporate affiliated entities own, use or have applied for the following trademarks or service marks: Apex, Hoffmann, Stryker. All other trademarks are trademarks of their respective owners or holders.

