

# Hoffmann® 3 External Fixation System



**System components**



# Hoffmann 3 – components

## Delta couplings



Ref #	Description
4922-1-010	Rod-to-rod delta coupling, Ø5mm/Ø8mm/Ø11mm rods and Ø5mm apex pins
4922-1-020	Pin-to-rod coupling, Ø5mm/Ø8mm/Ø11mm rods and Ø4mm/Ø5mm/Ø6mm apex pins
4922-1-030	Pin-to-rod coupling inverted, Ø5mm/Ø8mm/Ø11mm rods and Ø4mm/Ø5mm/Ø6mm apex pins
4922-1-015	Delta coupling, rod-to-rod, multiplanar, Ø5/8/11mm rods and Ø5mm apex pins
4922-1-025	Delta coupling, pin-to-rod, multiplanar, Ø5mm/Ø8mm/Ø11mm rods and Ø4mm/Ø5mm/Ø6mm apex pins

## Tubes



4921-1-100	Tube-to-rod coupling, Ø8mm rods and Ø20mm tube
4921-0-000	Dynamization Ø20mm tube
4921-0-015	Compression/distraction Ø20mm tube

## Multi-pin clamps



Ref #	Description
4922-2-020	5-Hole pin clamp
4922-2-320	5-Hole pin clamp with one Ø11mm straight post
4922-2-220	5-Hole pin clamp with two Ø11mm straight posts
4922-2-340	5-Hole pin clamp with one Ø11mm 30° angled post
4922-2-240	5-Hole pin clamp with two Ø11mm 30° angled posts
4922-1-220	Rod coupler, 30°
4921-2-060	10-Hole pin clamp
4921-2-080	Pelvic clamp

# Hoffmann 3 – components

## Posts



Ref #	Description
4921-2-120	Straight post Ø8mm
4921-2-140	30° Angled post Ø8mm
4922-2-120	Straight post Ø11mm
4922-2-140	30° Angled post Ø11mm
4922-2-160	90° Angled post Ø11mm

## Ø11mm MRI Vectran coated carbon connecting rods



Ref #	Description
4922-8-100	Ø11mm x 100mm
4922-8-150	Ø11mm x 150mm
4922-8-200	Ø11mm x 200mm
4922-8-250	Ø11mm x 250mm
4922-8-300	Ø11mm x 300mm
4922-8-350	Ø11mm x 350mm
4922-8-400	Ø11mm x 400mm
4922-8-450	Ø11mm x 450mm
4922-8-500	Ø11mm x 500mm
4922-8-550	Ø11mm x 550mm
4922-8-600	Ø11mm x 600mm
4922-8-650	Ø11mm x 650mm

## Ø8mm MRI Vectran coated carbon connecting rods



5028-8-065	8 x 65mm
5028-8-100	8 x 100mm
5028-8-150	8 x 150mm
5028-8-200	8 x 200mm
5028-8-250	8 x 250mm
5028-8-300	8 x 300mm
5028-8-350	8 x 350mm
5028-8-400	8 x 400mm
5028-8-450	8 x 450mm
5028-8-500	8 x 500mm

## Ø11mm MRI Vectran coated carbon semi circular rod



Ref #	Description
4922-7-220	Semi circular rod (Ø11mm x 220mm)

## Ø8mm MRI Vectran coated carbon semi circular rod

5028-7-030	Semi circular rod (8mm x 174mm)
------------	---------------------------------

# Hoffmann 3 – components

## Apex pins



Ref #	Description
5030-5-250	Transfixing pin Ø4 / 5mm, 250 x 50mm
5050-4-300	Transfixing pin Ø5 / 6mm, 300 x 40mm
5015-7-250	Cancellous half-pin apex Ø5 / 6mm, 250 x 70mm
5023-3-120	Self-drilling half pin apex Ø4mm, 120 x 30mm
5023-5-120	Self-drilling half pin apex Ø4mm, 120 x 35mm
5023-5-150	Self-drilling half pin apex Ø4mm, 150 x 40mm
5018-5-120	Self-drilling half pin apex Ø5mm, 120 x 35mm
5018-5-150	Self-drilling half pin apex Ø5mm, 150 x 40mm
5018-5-200	Self-drilling half pin apex Ø5mm, 200 x 50mm
5018-5-250	Self-drilling half pin apex Ø5mm, 250 x 50mm
5018-6-150	Self-drilling half pin apex Ø5mm, 150 x 50mm
5018-6-180	Self-drilling half pin apex Ø5mm, 180 x 50mm
5018-6-200	Self-drilling half pin apex Ø5mm, 200 x 60mm
5018-7-250	Self-drilling half pin apex Ø5mm, 250 x 70mm
5018-8-180	Self-drilling half pin apex Ø5mm, 180 x 60mm
5021-6-180	Self-drilling half pin apex Ø6mm, 180 x 60mm
5021-8-250	Self-drilling half pin apex Ø6mm, 250 x 80mm

## Hybrid pins



Ref #	Description
5026-1-150	Self-drilling hybrid half pin apex Ø4/5mm, 150 x 40mm
5026-8-120	Self-drilling hybrid half pin apex Ø3/5mm, 120 x 20mm

## Protective end caps\*

Ref #	Description
5027-1-040	Ø4mm apex pins, white
5027-1-050	Ø5mm apex pins, blue














\*Package contains 15 units

### Note:


For detailed apex pin information refer to literature number LAPFB (for US) or 5075-4-000 (for outside US).

# Hoffmann 3 – components

## Instruments

Ref #	Description
	4920-9-036 7mm Spanner wrench
	4920-9-020 Thumbwheel
	4920-9-030 7mm T-wrench; Ø5 / 6mm pin driver
	4936-9-070 7mm Socket wrench with universal joint (optional)
	5085-2-032 Drill Ø3.2mm for Ø4mm pins
	5085-2-040 Drill Ø4.0mm for Ø5mm pins
	5085-2-045 Drill Ø4.5mm for Ø6mm pins
	4922-9-050 Universal chuck for 4mm, 5mm and 6mm dia. apex pins, AO coupling
	4922-9-140 Tissue protection sleeve
	4922-9-240 Trocar
	4922-9-060 Stabilization / reduction wrench
	5057-0-300 Drill brace assembly
	5057-0-310 Handle for drill brace

## Trays

	4922-9-900 Sterilization metal tray, empty, including the lid
	1806-9-700 Spare lid for metal tray
	4922-9-950 Plastic tray (for level 3/4/5 military or disaster recovery use), empty, including the lid

## Spare parts

4922-9-952	Plastic tray lid
4922-9-953	Plastic tray upper insert
4922-9-954	Plastic tray lower insert

## Sterile field kits



4922-9-940S	Sterile field kit A*
4922-9-941S	Sterile field kit B*

### Note:

For detailed apex pin information refer to literature number LAPFB (for US) or 5075-4-000 (for outside US).



Notes:

Lined area for writing notes, consisting of multiple horizontal lines.

## Trauma & Extremities

This document is intended solely for the use of healthcare professionals. A surgeon must always rely on his or her own professional clinical judgment when deciding whether to use a particular product when treating a particular patient. Stryker does not dispense medical advice and recommends that surgeons be trained in the use of any particular product before using it in surgery.

The information presented is intended to demonstrate a Stryker product. A surgeon must always refer to the package insert, product label and/or instructions for use, including the instructions for cleaning and sterilization (if applicable), before using any Stryker product. Products may not be available in all markets because product availability is subject to the regulatory and/or medical practices in individual markets. Please contact your Stryker representative if you have questions about the availability of Stryker products in your area.

Stryker Corporation or its affiliates own, use, or have applied for the following trademarks or service marks: Hoffmann, Stryker. All other trademarks are trademarks of their respective owners or holders.

Content ID: H-SCS-3, 04-2018

Copyright © 2018 Stryker



CE 0123

### Manufactured by:

Stryker GmbH  
Bohnackerweg 1  
2545 Selzach  
Switzerland

[stryker.com](http://stryker.com)