

# Niagara<sup>®</sup>

## Lateral Access System



### Featuring Cascadia Lateral 3D Interbody System and Lateral Disc Preparation Instrumentation

The Niagara Lateral Access System is a comprehensive minimally invasive lateral surgery platform. Developed from the ground up, each element is designed for enhanced control through precision of retraction, visibility throughout the procedure, and flexibility to adjust and adapt as needed. Together with a comprehensive set of disc preparation tools, as well as lateral cage and plate options, the Niagara Lateral Access System is a complete solution designed to tackle the challenges encountered throughout lateral surgery.

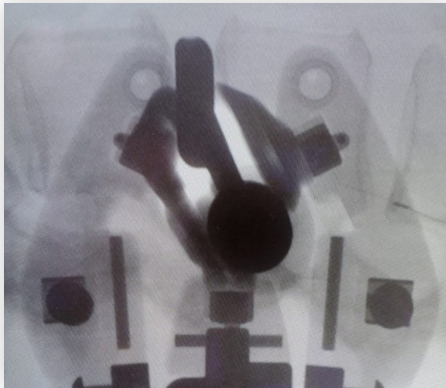

# Niagara Lateral Access System

## Precision



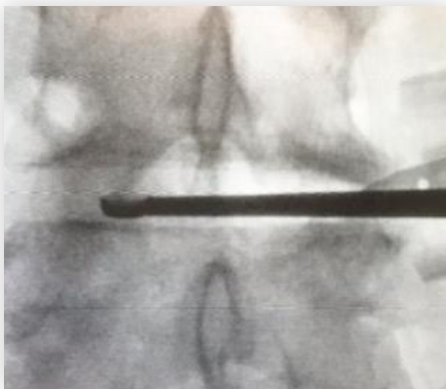
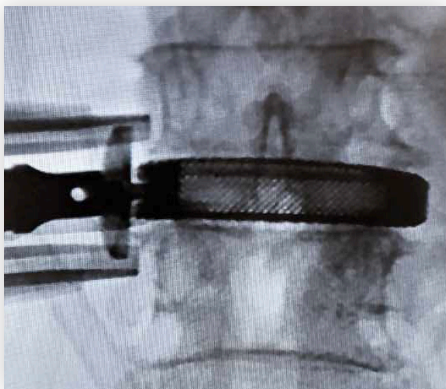
- Independent retraction and toeing of all three blades allows for enhanced control of Retractor orientation
- Intradiscal Shim placement with Dilators still in place is designed to help maintain desired access window to the disc space
- Dedicated mounting, lighting, and shim options allow for customized assembly and set-up

## Visibility



- Customized carbon fiber frame engineered to balance strength and visualization
- Carbon fiber and aluminum blades available from 80-200mm in length
- Strategic design of metal and carbon fiber components allows for ease of visualization on imaging

## Flexibility



- Comprehensive standard and angled disc preparation instrument options are designed to be adaptive to anatomy and technique
- Designed to be used with lateral interbody and plate portfolios
- Designed for up to 85mm of retraction before toeing to allow access for corpectomy

## Spine division

This document is intended solely for the use of healthcare professionals.

A surgeon must always rely on his or her own professional clinical judgment when deciding whether to use a particular product when treating a particular patient. Stryker does not dispense medical advice and recommends that surgeons be trained in the use of any particular product before using it in surgery.

The information presented is intended to demonstrate the breadth of Stryker product offerings. A surgeon must always refer to the package insert, product label and/or instructions for use before using any Stryker product. The products depicted are CE marked according to the Medical Device Directive 93/42/EEC. Products may not be available in all markets because product availability is subject to the regulatory and/or medical practices in individual markets. Please contact your Stryker representative if you have questions about the availability of Stryker products in your area.

Stryker Corporation or its divisions or other corporate affiliated entities own, use or have applied for the following trademarks or service marks: Cascadia, K2M, Niagara, Stryker. All other trademarks are trademarks of their respective owners or holders.

NIAGA-SO-1\_25389  
Copyright © 2020 Stryker



K2M, Inc.  
600 Hope Parkway SE  
Leesburg, VA 20175  
t: 571 919 2000

[www.stryker.com](http://www.stryker.com)