


Cascadia[®]

Lateral 3D Interbody System




Featuring Lamellar 3D Titanium Technology

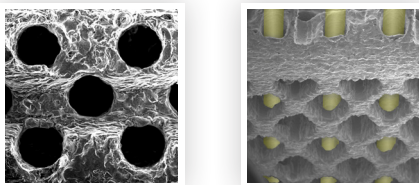
The Cascadia Lateral 3D Interbody System includes a full range of implant sizes designed to accommodate the vertebral anatomy. This system is designed to work with the Ravine Lateral Access System, offering a full line of instrumentation for the direct lateral transpsoas approach. Lamellar 3D Titanium Technology incorporates 300-500 μm longitudinal channels, which in conjunction with transverse windows, create an interconnected lattice designed to allow for bony integration.^[1,2]

Cascadia Lateral 3D Interbody System

Lamellar 3D Titanium Technology

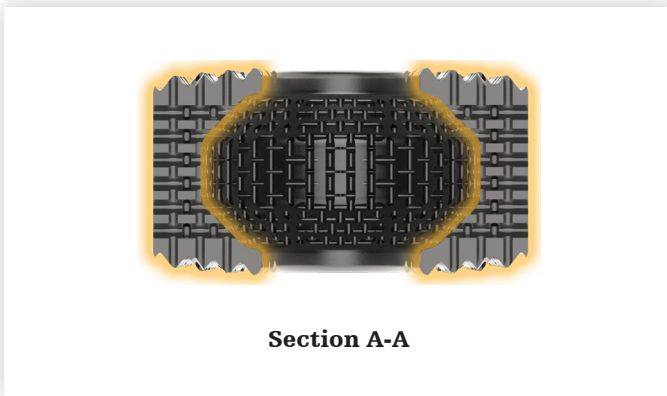


3-5 μm surface roughness to allow for direct bony ongrowth^{1,2}



300-500 μm longitudinal channels throughout the implant, which in conjunction with transverse windows, create an interconnected lattice designed to allow for bony integration.^[1,2]

Implant design



Reverse hourglass design that allows for increased endplate contact and large graft volume space¹

1. Test Report TR-1220.

2. Loh QL and Choong C. "Three-dimensional scaffolds for tissue-engineering applications: Role of porosity and pore size." Tissue Engineering Part B 19 (2013): 485-502.

Spine division

A surgeon must always rely on his or her own professional clinical judgment when deciding whether to use a particular product when treating a particular patient. Stryker does not dispense medical advice and recommends that surgeons be trained in the use of any particular product before using it in surgery.

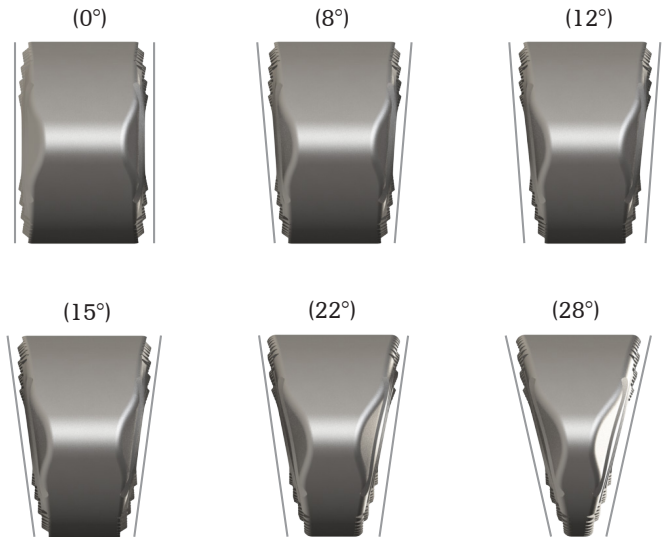
The information presented is intended to demonstrate the breadth of Stryker product offerings. A surgeon must always refer to the package insert, product label and/or instructions for use before using any Stryker product. The products depicted are CE marked according to the Medical Device Directive 93/42/EEC. Products may not be available in all markets because product availability is subject to the regulatory and/or medical practices in individual markets. Please contact your Stryker representative if you have questions about the availability of Stryker products in your area.

Stryker Corporation or its divisions or other corporate affiliated entities own, use or have applied for the following trademarks or service marks: Cascadia, Cayman, Lamellar 3D Titanium Technology, Ravine, Stryker. All other trademarks are trademarks of their respective owners or holders.

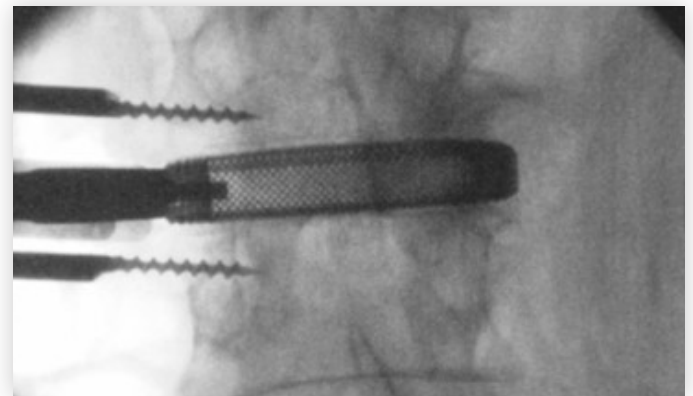
CASL3D-BR-1_23157
Copyright © 2020 Stryker

Breadth of offering

Lordotic sagittal profiles



Visualization



K2M, Inc.
600 Hope Parkway SE
Leesburg, VA 20175
t: 571 919 2000

www.stryker.com