

Pressure Injury & Patient handling solutions

**Addressing the risk factors of pressure injury and
healthcare worker injury**



Are your patients at risk for **for pressure injuries?**

Pressure injuries (PIs) are a significant health issue and can create ongoing health complications.¹ Aside from the high cost of treatment, PIs also have a major impact on your patients' lives and on your hospital's ability to provide appropriate care to your patients.¹

**Too common and costly for patients, families,
and the healthcare system¹**

**9.7 injuries per
10,000
hospitalisations¹**

The rate of hospital acquired PIs in
Australian public hospitals.




\$983 million²

The accumulated cost of treating
PIs in Australian public hospitals.

Over **4,300**

PIs are encountered by Australian
public hospitals per year.¹



**PIs are commonly
seen in high-risk
populations:**

elderly patients who are very ill;
critical care patients.¹

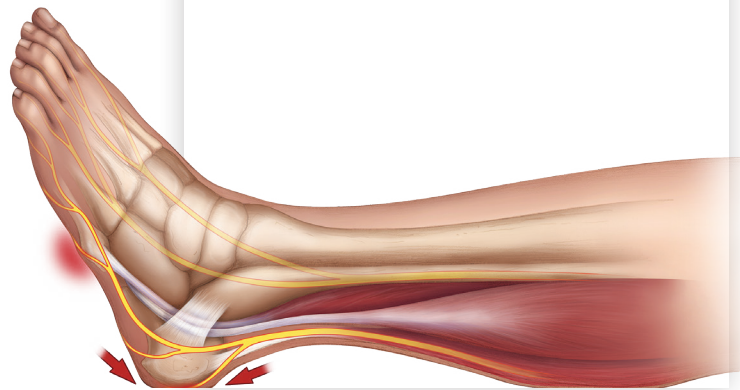
The primary goal – **prevention**

Prevention of PIs in acute care hospitals is an important challenge.¹ It is recommended that clinicians, carers and patients work together to deliver prevention strategies.¹

Pressure injury risk factors³



#1 The **sacrum/ coccyx** accounts for **20-41%** of all pressure injuries.²



#2 The **heel** accounts for **16-27%** of all pressure injuries.²

Additional risk factors¹



Reduced mobility or immobility



Impaired sensory perception



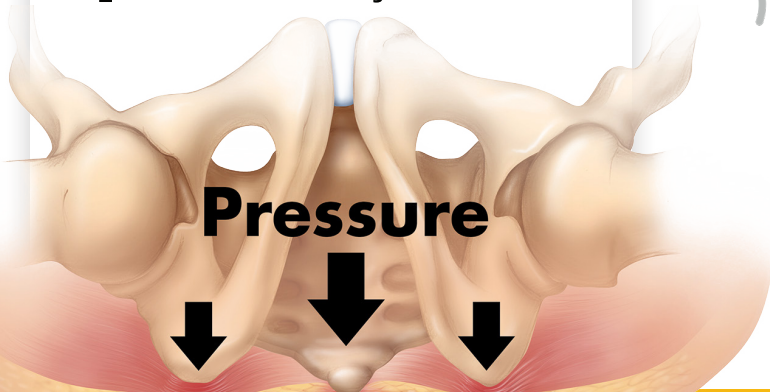
Obesity or malnutrition



Increased age



Compromised blood supply



How do pressure injuries put **healthcare professionals** at risk of injury?

Healthcare workers in Australia account for the highest proportion of workers compensation claims of any profession - with 17,795 claims per year.⁴

The most common tasks that lead to injury in hospitals are⁴:



Muscular stress while manual handling - 25%



Muscular stress while lifting and carrying - 15%

Nurses can lift a cumulative weight of up to

1.6 tonnes

during an 8hr shift.⁵

Risks on the rise...



Patient obesity

can contribute to workers' risk of injury.⁵



The **average age of Australian nurses is 43.**⁶



Aging healthcare workers statistically become **more vulnerable** to musculoskeletal injuries.⁷



The **demand for nurses is increasing** faster than the amount of nurses in Australia.⁸



Backed by results

Sage **Prevalon Turn and Position System (TAP)**

48% decrease

in hospital-acquired pressure injuries (HAPIs)⁹



Sage **Prevalon Seated Positioning System (SPS)**


Standard of care caused **246% greater** exertion compared to when 2 caregivers used SPS.¹⁰



Sage **Prevalon Heel Protector**

72% decrease

in heel pressure ulcers over 4 years.¹¹



Sage **Prevalon TAP 2.0** Turn and Position System

Turning and repositioning

The Prevalon Turn and Position System 2.0, unlike lift slings and plastic slide sheets, stays under the patient at all times. It's always ready to assist with turning, repositioning and boosting the patient.

M² Microclimate Body Pad

Absorbs and locks in moisture¹²

Anchor Wedge system

- Helps maintain natural side lying position to offload the sacrum¹²
- Helps keep the patient in position¹³
- Makes it easier to position patients with less boosting¹³



Boost Straps
Helps caregivers position the patient without relying on grip strength¹³



Low-friction Glide Sheet

- Works with anchor wedge system to prevent patient migration
- Derasuede material grips the microclimate body pad to keep it in place



Positioning Handles

Assist with microturns to position the patient at the appropriate angle¹³



Prevalon TAP 2.0

(2) 30° Body Wedges with Anchor Wedge System

(1) Low-Friction Glide Sheet

(6) M² Microclimate Body Pads

3 systems/case

Reorder #7206



M² Microclimate Body Pad

91 cm x 130 cm

30 pads/case (6 bags of 5)

Reorder #7250SAG

Sage **Prevalon TAP XXL** Turn and Position System

Turning and repositioning of larger patients

This system provides nurses and other caregivers with a turning and repositioning method targeted for bariatric patients to promote better patient handling.

M² Microclimate Body Pad

Absorbs and locks in moisture¹²



Wedge system

- Larger size wedges accommodate for bariatric patients
- Velcro strips attach to low-friction glide sheet, keeping body wedges in place under patient



Low-friction Glide Sheet

- Larger size glide sheet and M² Microclimate Body Pad accommodate bariatric patients



Mattress Cover

- Secures to most bariatric hospital beds
- Can be used in place of a fitted/flat hospital sheet to help reduce friction



Prevalon TAP XXL

- (1) Mattress Cover
- (1) Low-Friction Glide Sheet with Anti-Shear Strap
- (6) M² Microclimate Body Pads
- (2) 30° Body Wedges

1 systems/case
Reorder #7230



M² Microclimate Body Pad

114 cm x 145 cm

20 pads/case (4 bags of 5)
Reorder #7260

Sage Prevalon Heel Protectors

The heel is the second most common site for pressure injury development.² The Prevalon Heel Protector was specifically designed to help reduce the risk of heel pressure injury¹⁴ while keeping the foot and leg in a neutral position.

Sage Prevalon Heel Protector I

- Offloads the heel to help prevent heel pressure injuries¹⁴
- Sequential Compression Device (SCD) compatible

Closure Straps
Help secure foot

Dermasuede fabric interior
Gently grips limb so it remains fully offloaded, even when patient is moving

Low-friction outer shell
Helps maintain patient's freedom of movement by easily sliding over bed sheets

SCD compatible

Sage Prevalon Heel Protector II

- Offloads the heel to help prevent heel pressure injuries¹⁴
- Reduces plantar flexion contracture risk^{14,15}
- Sequential Compression Device (SCD) compatible

Contracture Straps
Helps prevent plantar flexion contracture^{14,15}

Dermasuede fabric interior
Gently grips limb so it remains fully offloaded, even when patient is moving

Rip-stop nylon
Helps maintain patient's freedom of movement by easily sliding over bed sheets

SCD compatible

Expandable Straps
Stretches to accommodate lower limb oedema with no sharp edges or irritating surfaces

Sage Prevalon Heel Protector III

- Offloads the heel to help prevent heel pressure injuries¹⁴
- Reduces plantar flexion contracture risk^{14,15}
- Helps prevent lateral rotation, keeping the peroneal nerve in position^{14,15}
- Sequential Compression Device (SCD) compatible

Contracture Straps

Helps prevent plantar flexion contracture^{14,15}

Rip-stop nylon

Helps maintain patient's freedom of movement by easily sliding over bed sheets

SCD compatible

Integrated Anti-Rotation Wedge

Helps prevent lateral foot and leg rotation, keeping the peroneal nerve in position^{14,15}

Dermasuede fabric interior

Gently grips limb so it remains fully offloaded, even when patient is moving

Expandable Straps

Stretches to accommodate lower limb oedema with no sharp edges or irritating surfaces



Sage Prevalon Heel Protector OR

- Protects heels and safely secures lower limbs in the operating room

Calf Cradle Connector Strap

Helps prevent legs from migrating off the OR table, even when patient is in a lateral tilt position

Calf Cradles

- Elevates the heels
- Distributes pressure over the lower leg
- Sequential Compression Device (SCD) compatible



Side Rail Strap

Helps prevent legs from migrating off the OR table, even when patient is in lateral tilt position

Knee Cushion

- Helps maintain recommended knee flexion throughout surgery¹⁶
 - Replaces pillows



Prevalon Heel Protector I
Recommended for patients with calf circumference of: 25 cm - 46 cm

8 packages / case
Reorder #7305X



Prevalon Heel Protector II
Recommended for patients with calf circumference of: 25 cm - 46 cm

8 packages / case
Reorder #7300X



Prevalon Heel Protector OR
(1) Knee Cushion
(2) Calf Cradles

4 packages / case
Reorder #7330



Prevalon Heel Protector III
with integrated wedge
Recommended for patients with calf circumference of: 25 cm - 46 cm

8 packages / case
Reorder #7355X



Prevalon Heel Protector III XL
with integrated wedge
Recommended for patients with calf circumference of: 46 cm - 61 cm

2 packages / case
Reorder #7382



Prevalon Heel Protector III Petite
with integrated wedge
Recommended for patients with calf circumference of: 15 cm - 25 cm

8 packages / case
Reorder #7310X

Sage **Prevalon SPS** Seated Positioning System

Promotes early patient mobility

Boosting and repositioning patients in the bedside chair can put carers at risk for injury.¹⁷ The Prevalon Seated Positioning System provides an easy option for carers to glide patients to an optimal upright-seated position with significantly less perceived exertion than the draw sheet method.¹⁰



Microclimate Management Pad

Absorbs and locks in moisture¹²



Multi-Chamber Air Cushion

Provides comfort and security while allowing the patient to shift in the chair



Low-friction Glide Sheet

Unique material helps patient remain in place

Multi-grip Handles

Makes SPS easier to use for caregivers



Prevalon Seated Positioning System

- (1) Seated Positioning Cushion with Fastener Strips
- (1) Microclimate Management Pad

5 systems/case
Reorder #7530



Microclimate Body Pad

58.4 cm x 91.4 cm

30 pads/case (6 bags of 5)
Reorder #7550

Our commitment to you and your patients

We believe building partnerships can deliver better outcomes. Our goal is to provide you with the products, training, education, and support you need to provide the best possible care for your patients.

Available resources include:



Ongoing product and process
in-servicing and education



Pre- and post-intervention
assessments



CustomerOne tracking and
reporting

Our **CustomerOne** Value Analysis Program

Changing practice can often involve lots of effort and data. You may know a change is needed, but you may not have resources to gather, analyse, and report on your own. We can help. Our exclusive team of **CustomerOne** professionals is your expert resource for customised measurement and data analysis.

Let us help validate your success!





References:

1. Australian Commission on Safety and Quality in Health Care. Hospital-Acquired Complications Information Kit. Sydney: ACSQHC; 2018
2. Team V, Tuck M, Reeves J, Way M, Enticott J, Evans S, Weller C. Pressure injury data in Australian acute care settings: A comparison of three data sets. *International Wound Journal*. 2020;17(3):578-586. doi:10.1111/ivwj.13320
3. Barakat-Johnson M, Barnett C, Lai M, Wand T, White K. Incontinence, Incontinence-Associated Dermatitis, and Pressure Injuries in a Health District in Australia. *J Wound Ostomy Continence Nurs*. 2018;45(4):349-355. doi:10.1097/WON.0000000000000446
4. Safe Work Australia. Priority industry snapshot: Health care and social assistance. Health care and social assistance: Priority industry snapshots (2018). 2018
5. Noble N, Sweeney N. Barriers to the Use of Assistive Devices in Patient Handling. *Workplace Health & Safety*. 2017;66(1):41-48. doi:10.1177/2165079917697216
6. Australian Government Department of Health. Factsheet, Nursing and Midwifery 2019. National Health Workforce Data Sets (NHWDS). 2019. <https://hwd.health.gov.au/resources/publications/factsheet-nrmw-2019.html>
7. Xia T, Collie A. Work-related injury and illness in the Victorian healthcare sector: a retrospective analysis of workers' compensation claim records. *Australian Health Review*. 2018;44(1):24-30. doi:10.1071/AH18017
8. Health Workforce Australia 2014: Australia's Future Health Workforce – Nurses Detailed
9. Way H. Safe Patient Handling Initiative in Level I Trauma Center Results In Reduction of Hospital-Acquired Pressure Injury and Fever Patient Handling Injuries, *American Journal of Safe Patient Handling and Movement*. 2016;6(4):160-65
10. Fragala G, Fragala M. Repositioning patients in chairs – an improved method. *Workplace Health Saf*. 2013;61(4):141-144. doi:10.1177/216507991306100401
11. Hanna-Bull D, Preventing Heel Pressure Ulcers: Sustained Quality Improvement Initiative in a Canadian Acute Care Facility. *Journal of Wound, Ostomy and Continence Nursing*. 2016; 43(2): 129-132. doi:10.1097/WON.0000000000000181
12. Hall KD, Clark RC. A Prospective, Descriptive, Quality Improvement Study to Investigate the Impact of a Turn-and-Position Device on the Incidence of Hospital-acquired Sacral Pressure Ulcers and Nursing Staff Time Needed for Repositioning Patients. *Ostomy Wound Manage*. 2016;62(11):40-44. PMID: 27861136
13. Fragala G. Bed care for patients in palliative settings: considering risks to caregivers and bed surfaces. *Int J Palliat Nurs*. 2015;21(2):66-70. doi:10.12968/ijpn.2015.21.2.66
14. Meyers T. Prevention of Heel Pressure Injuries and Plantar Flexion Contractures With Use of a Heel Protector in High-Risk Neurotrauma, Medical, and Surgical Intensive Care Units. *Journal of Wound, Ostomy and Continence Nursing*. 2017; 44(5): 429-433. doi:10.1097/WON.0000000000000355
15. Meyers T. Preventing Heel Pressure Ulcers and Plantar Flexion Contractures in High-Risk Sedated Patients. *Journal of Wounds, Ostomy, and Continence Nursing*. 2010; 37(4):372-378. doi:10.1097/WON.0b013e3181e3990b
16. Burlingame B. Guideline Implementation: Positioning the Patient. *AORN Journal*. 2017; 106(2). doi:10.1016/j.aorn.2017.07.010
17. Black J, Salsbury S, Vollman K. Changing the Perceptions of a Culture of Safety for the Patient and the Caregiver Integrating Improvement Initiatives to Create Sustainable Change. *Crit Care Nurs Q*. 2018; 41 (3): 226-239. doi:10.1097/CNQ.0000000000000203

A healthcare professional must always rely on his or her own professional clinical judgment when deciding whether to use a particular product when treating a particular patient. Stryker does not dispense medical advice and recommends that healthcare professionals be trained in the use of any particular product before using it.

The information presented is intended to demonstrate the breadth of Stryker product offerings. A healthcare professional must always refer to the package insert, product label and/or instructions for use before using any Stryker product.

Products may not be available in all markets because product availability is subject to the regulatory and/or medical practices in individual markets. Please contact your Stryker representative if you have questions about the availability of Stryker products in your area.

Stryker Corporation or its divisions or other corporate affiliated entities own, use or have applied for the following trademarks or service marks: Stryker. All other trademarks are trademarks of their respective owners or holders.

For more information please contact your local Stryker sales representative.