



Hoffmann[®] LRF

Hexapod External Fixation System
with Software Application

Hoffmann LRF Hexapod

The modern deformity correction platform

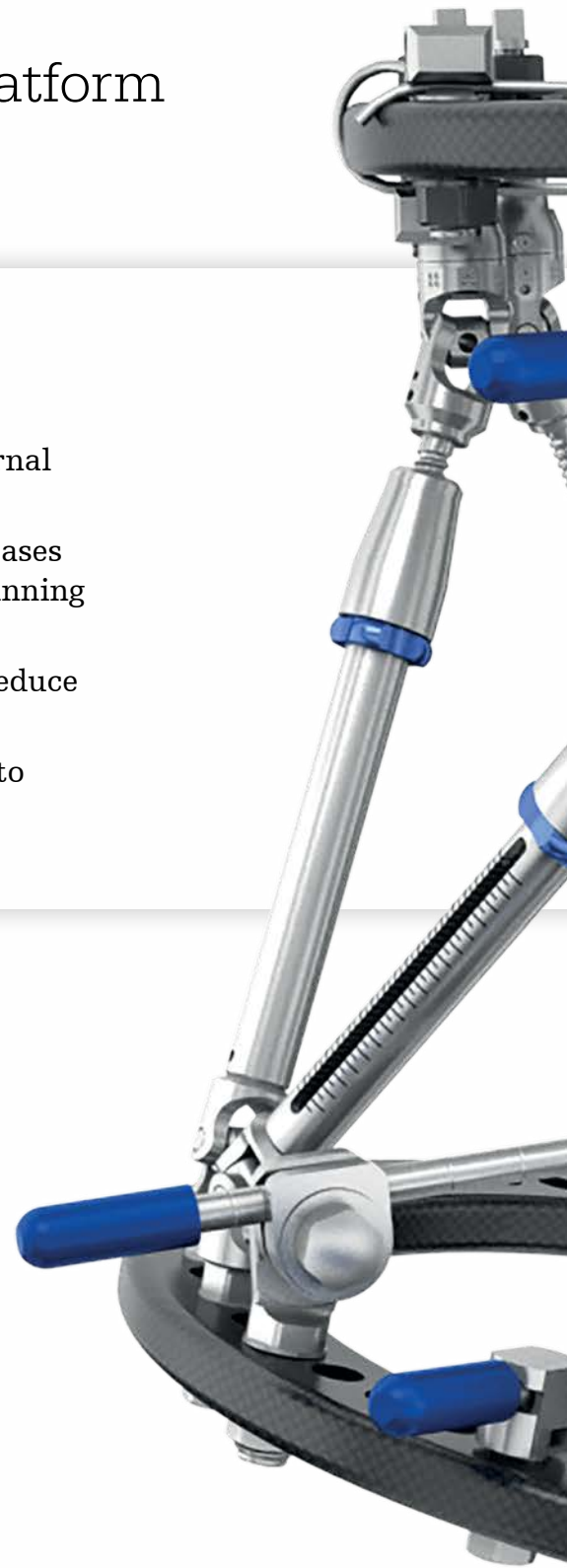
Introducing the Hoffmann LRF Hexapod:

Built upon over 75 years of simplicity, the Hoffmann family of external fixation products continues to be a comprehensive external fixation solution.

The addition of the Hoffmann LRF Hexapod addresses complex cases with high performance components and state-of-the-art case planning and management software.

The Hoffmann Hexapod instrumentation and components may reduce OR time for users, and simplifies frame adjustments for patients.

Radiolucent carbon-fiber rings offer greater stiffness¹ compared to market-leading aluminum rings.



1. Comprehensive Report of the Verification Tests Performed on the Hoffmann LRF System 2013, (BML 13-049).



Hexapod struts

Simplified for you and your patients.

Hexapod struts carry over the same design philosophy from the rest of the Hoffmann platform by enhancing function while reducing component assembly.

Each strut is top actuated to ease patient access for adjustments.

An integrated clicking mechanism offers pronounced audible & tactile feedback for confirmation of adjustments.

Each adjustment is 1/4mm of compression or distraction of the strut.

Spring-loaded quick release mechanisms allow for rapid strut and frame manipulation.

The colored safety wheel acts as a secondary locking feature to prevent inadvertent unlocking of the quick release mechanism.

The struts are offered in four overlapping sizes, denoted by the color on the safety wheel.

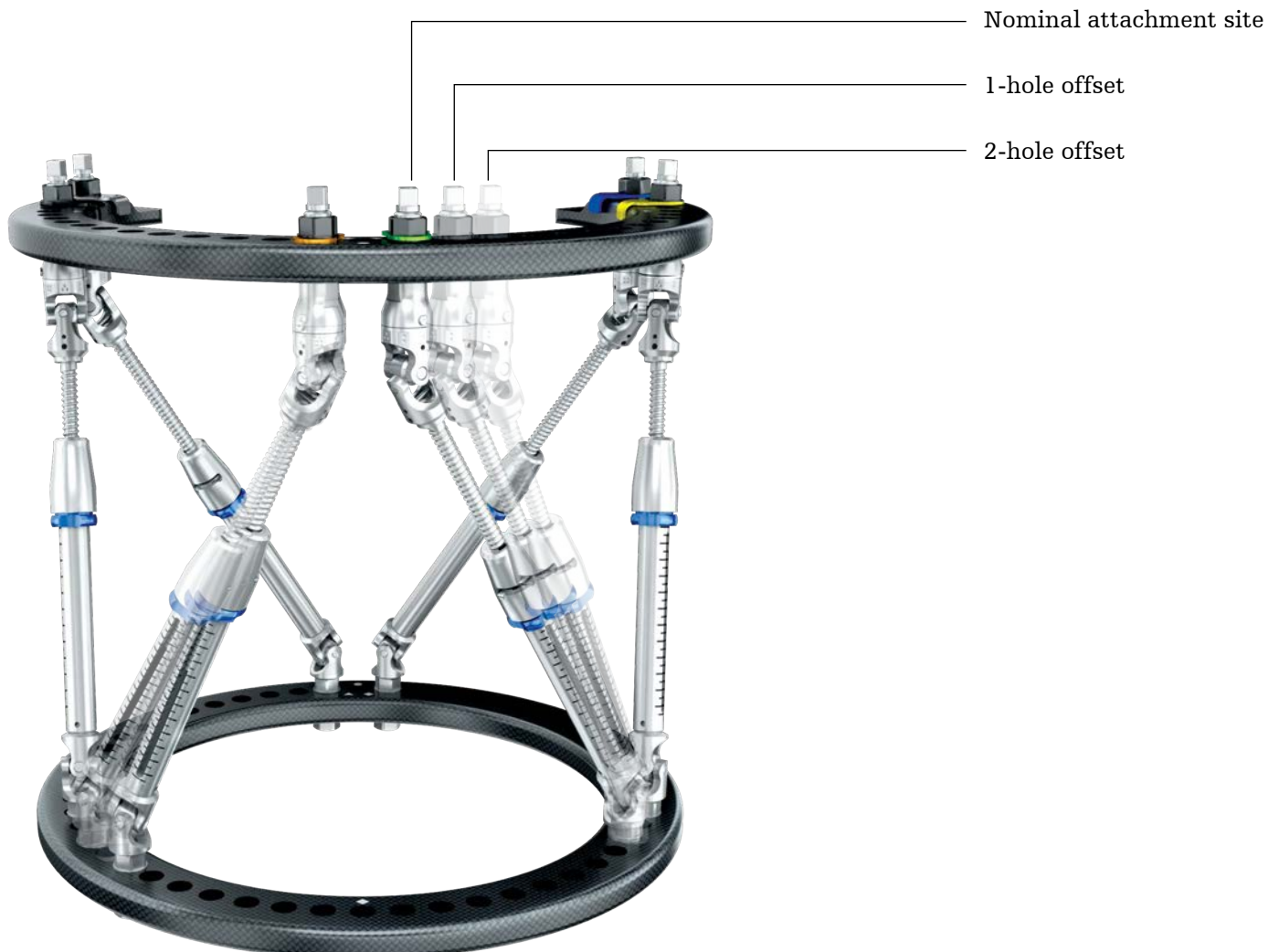


Intuitive frame assembly

Added flexibility through strut offsetting

Additional construct flexibility is achieved with a strut offsetting allows the user to relocate struts away from their nominal attachment sites. Strut offsetting may allow the surgeon to work around existing fixation components, and may negate the need for strut change-outs in certain instances. The struts have the ability to be repositioned in adjacent holes to reclaim the strut working length.

Strut offsetting may also enhance surgical site access as well as radiographic visibility. The struts can be more strategically placed to provide a larger working window for the correction.

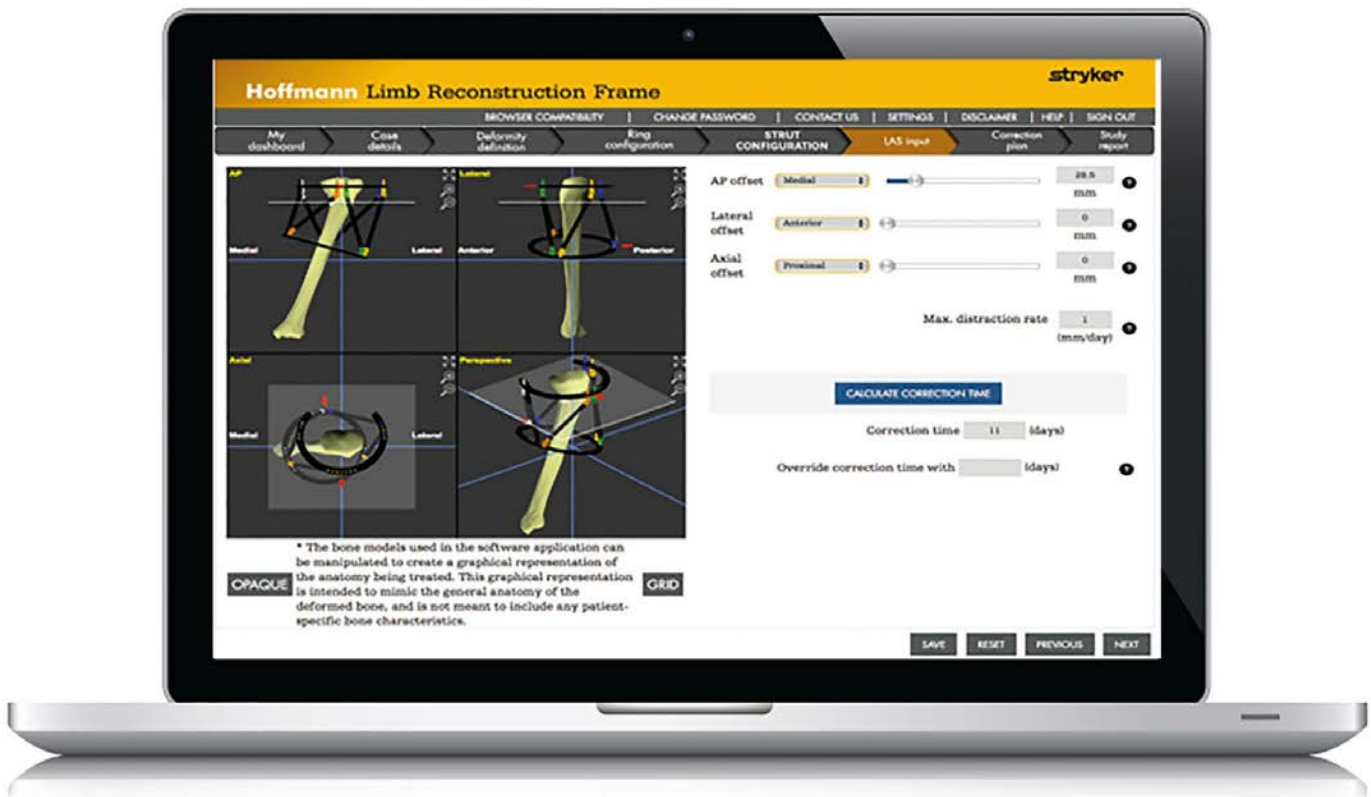


Advanced case planning & management tools

www.fixmyleg.stryker.com

The HLRF Hexapod web application offers the assistance in correction of a wide range of deformities and complex limb reconstruction procedures. Pre-op and post-op x-rays ease case setup utilizing the digital deformity measurement tool. The web app will provide multiple strut configurations, enhancing the correction plan to have as few strut change-outs as possible, and can work with programmed strut offsets. The maximum distraction rate can be set around limiting anatomic structures with the aim to optimize the correction rate for each patient.

Full details of the correction plan are generated on screen, as well as in a patient specific animation displaying the correction path.



Strut design



The Hexapod strut overview

When assembled into the hexapod configuration, struts are designed to provide a range of motion capable of correcting three-dimensional deformities.

The strut quick release features allow the construct to be unlocked for rapid, gross manipulation and secure primary and secondary locking features are designed to reduce the risk of inadvertent strut adjustment post-operatively.

To facilitate routine construct adjustments, the strut is designed with a top-down actuation point which is typically mounted on the proximal reference ring. The clicking mechanism incorporated into the struts universal joint permits adjustments in 1/4mm increments and allows the user to modulate the rate of adjustment specifically to the patient's indications.

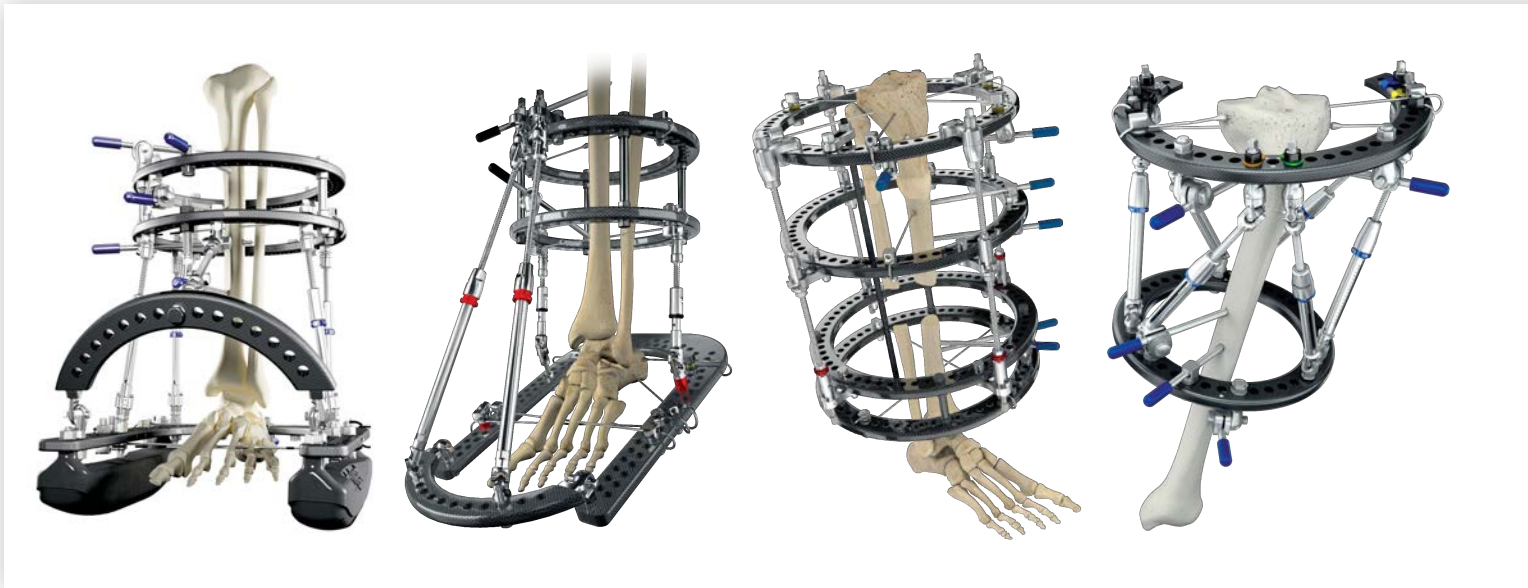
A pronounced audible, tactile, and visual confirmation of an adjustment is produced by the clicking mechanism, which provides feedback to the patient that an adjustment has been made.



Top-actuated design

Hoffmann LRF

External Fixation Systems



A surgeon must always rely on his or her own professional clinical judgment when deciding whether to use a particular product when treating a particular patient. Stryker does not dispense medical advice and recommends that surgeons be trained in the use of any particular product before using it in surgery. The information presented is intended to demonstrate the breadth of Stryker product offerings. A surgeon must always refer to the package insert, product label and/or instructions for use before using any Stryker product. Products may not be available in all markets because product availability is subject to the regulatory and/or medical practices in individual markets. Please contact your Stryker representative if you have questions about the availability of Stryker products in your area. Stryker Corporation or its divisions or other corporate affiliated entities own, use or have applied for the following trademarks or service marks: Hoffmann, Stryker. All other trademarks are trademarks of their respective owners or holders.

Content ID: H-BR-7, 10-2016
 Copyright © 2016 Stryker



Manufacturer:

Stryker GmbH
 Bohnackerweg 1
 2545 Selzach
 Switzerland

stryker.com