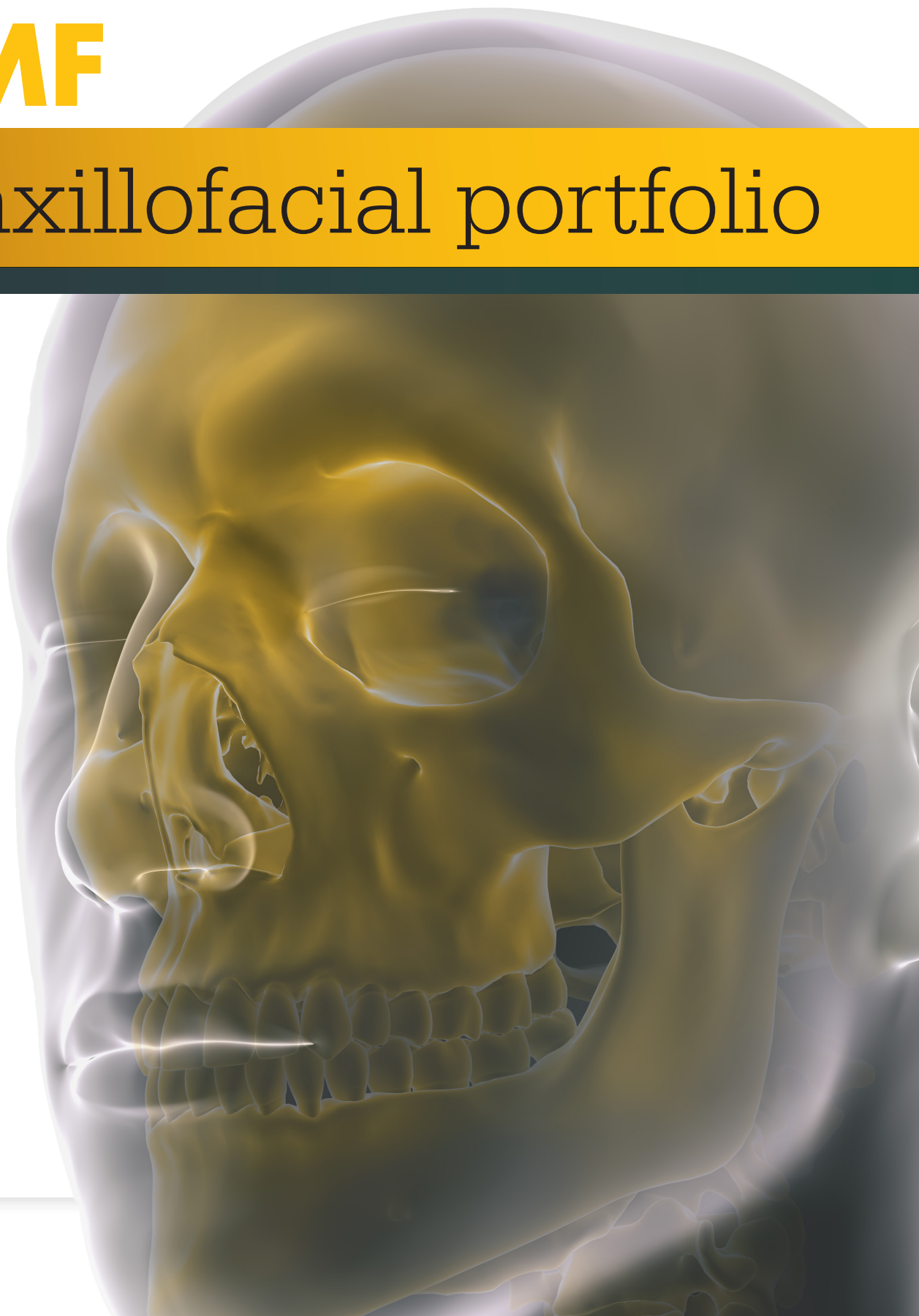


stryker

CMF

Maxillofacial portfolio




Portfolio overview

Through close collaboration with surgeons around the world, we have created a comprehensive portfolio to help you best serve your patients' evolving needs. We are constantly driven by a desire to help improve patient outcomes, which is why we highly prioritise quality and innovation.

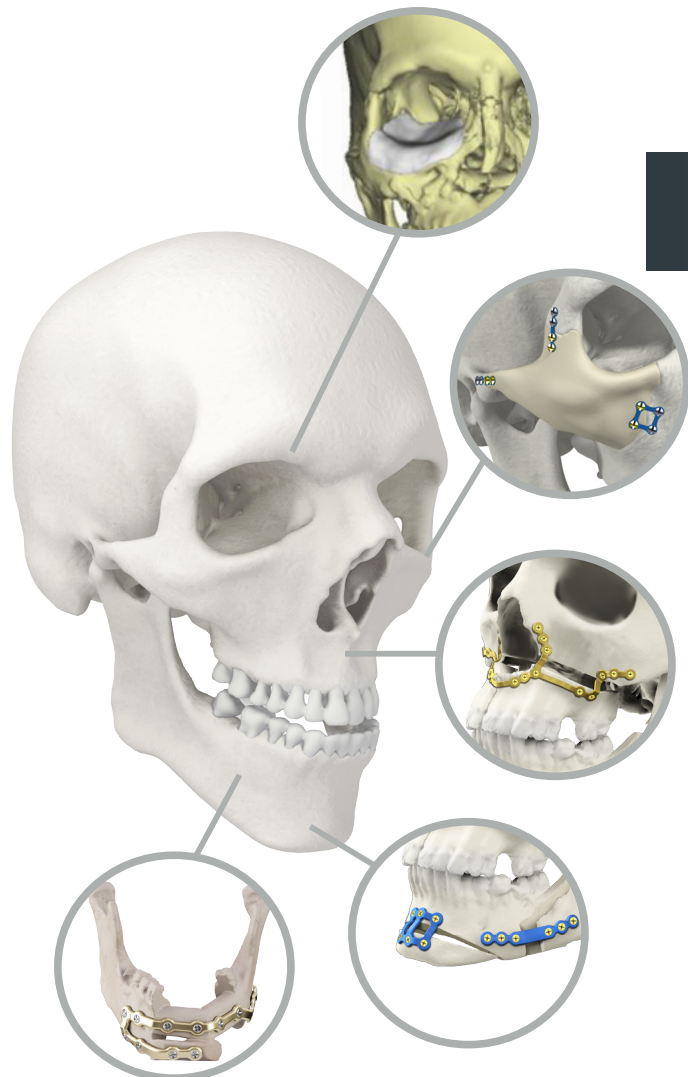
Universal Select

- Customisable plate and screw selection, designed to improve organisation
- Storage platform features a rigid rack system for rigid sterile containers
- 1.2 and 1.7mm AXS screws designed for improved off-axis stability during insertion, improved screw pick-up performance, and improved insertion of self-drilling screws.



SMARTLock Hybrid MMF

- Plate and screw designed to eliminate the need for interdental wiring and reduce the risk of wire stick injuries¹
- Enhanced self-drilling screw with patented SMARTLock technology* designed to minimise the risk of screw back out¹
- Dedicated instrumentation allows you to fixate with patient-specific anatomical structures in mind



Facial iD

- Fully individual implants designed according to your patients data
- Utilise the innovative technology during a design session with one of our Design Engineers
- Implants available in a variety of materials depending on the anatomical location and surgical preference

iD Solutions

Individually designed. Personalised care.

VSP and models

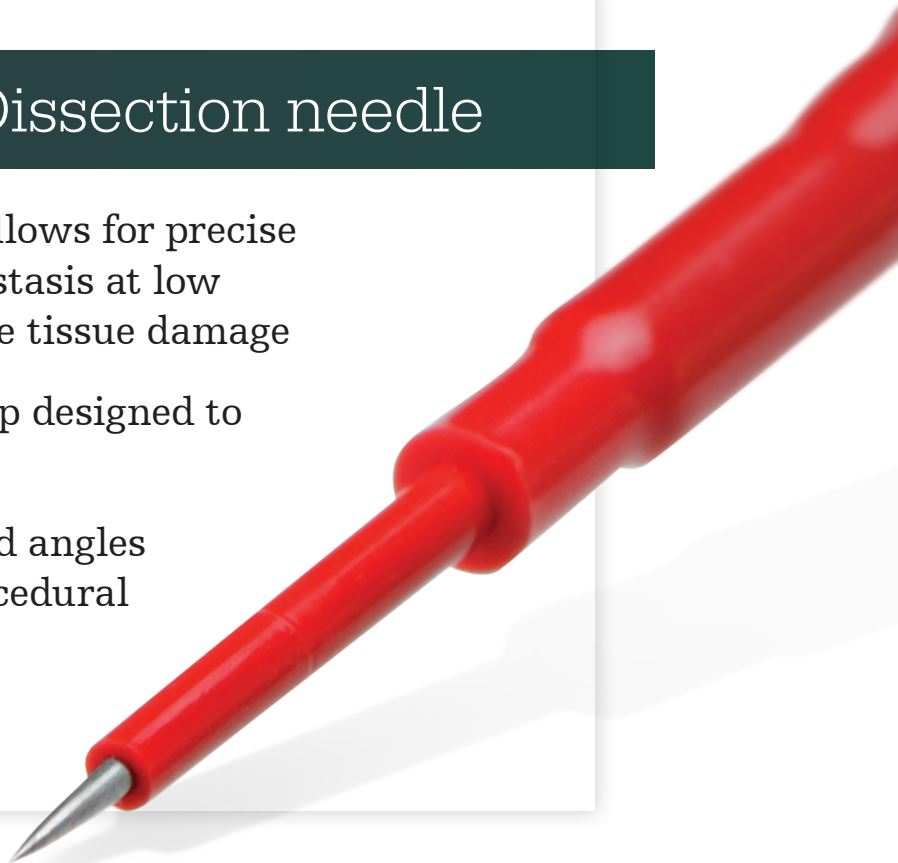


- Virtual Surgical Planning (VSP) offers web-based design session using patient specific data
- Transfers your plan to the operating room with patient-specific models, cutting guides or splints.
- Models are available in a variety of materials including ClearView, Titanium (NTS), and OsteoView





Colorado MicroDissection needle

- Ultra-sharp, 5 micron tip allows for precise tissue dissection and hemostasis at low wattages designed to reduce tissue damage
- Highly polished tungsten tip designed to prevent tissue buildup
- Full selection of lengths and angles provides versatility for procedural and surgeon preference



MEDPOR

- High density, porous polyethylene implants for aesthetic, reconstruction and augmentation
- Interconnecting, omni-directional pore structure promotes fibrovascular ingrowth and integration of the patient's tissue²
- If desired, material can be easily modified intraoperatively



Delta

- Resorbable plating that provides a combination of strength, balanced resorption and contourability
- Large portfolio of plates, mesh, and screw diameter options
- Self-drilling taps combine the steps of drilling a pilot hole and tapping into one single process

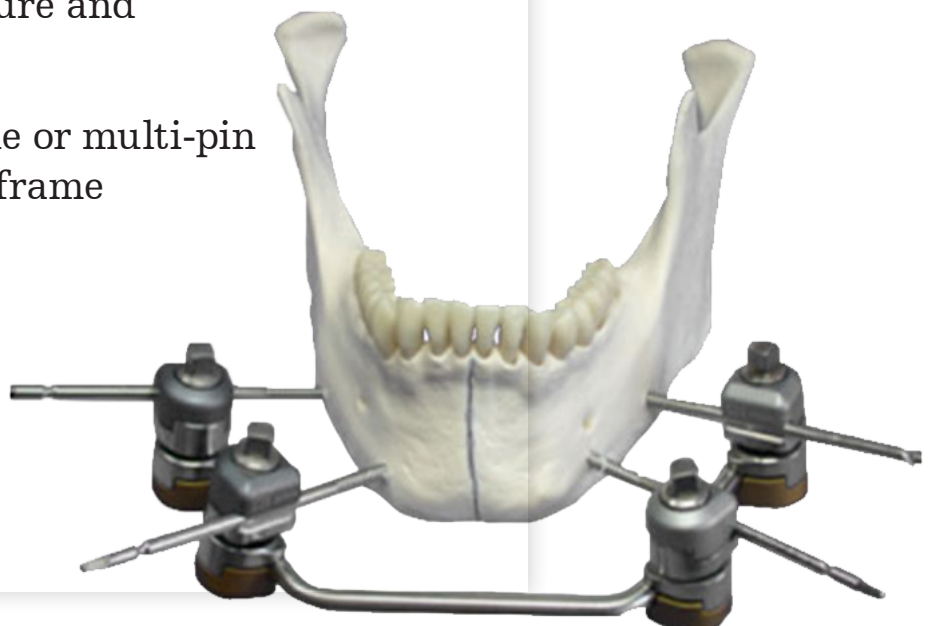


Distraction

- Advance midface distractor is designed to treat cranial or midfacial conditions for which reconstructive osteotomy and segment advancement are indicated
- Multi-Guide II is designed to gradually, independently and simultaneously distract the mandible in more than one plane
- Pediatric Mandibular Distractor with anti-reverse mechanism


Hoffmann II Compact

- Designed to allow flexibility to treat a variety of fracture and reconstruction needs
- Can be used with single or multi-pin clamps in a variety of frame configurations



Instruments

- VariSpeed is designed to drill pilot holes and insert screws with variable speed control up to 400 rpms
- Right angled screwdriver is an alternative solution to the use of the trocar for percutaneous screw insertion and may offer easier access to the condylar neck, ramus, angle and ZMC
- Universal trocar system offers interchangeable cannulas and light source compatibility
- A wide range of MaxFace surgical instruments



Craniomaxillofacial

This document is intended solely for the use of healthcare professionals.

A healthcare professional must always rely on his or her own professional clinical judgment when deciding whether to use a particular product when treating a particular patient. Stryker does not dispense medical advice and recommends that healthcare professionals be trained in the use of any particular product before using it in surgery.

The information presented is intended to demonstrate the breadth of Stryker product offerings. A healthcare professional must always refer to the package insert, product label and/or instructions for use before using any Stryker product.

Products may not be available in all markets because product availability is subject to the regulatory and/or medical practices in individual markets. Please contact your Stryker representative if you have questions about the availability of Stryker products in your area.

Stryker Corporation or its divisions or other corporate affiliated entities own, use or have applied for the following trademarks or service marks: Colorado, Facial ID, Hoffmann, Hybrid MMF, iD Solutions, MEDPOR, Multi-Guide, SMARTLock, Stryker, VariSpeed. All other trademarks are trademarks of their respective owners or holders.

The products depicted are CE marked in accordance with applicable EU Regulations and Directives.

This material is not intended for distribution outside the EU and EFTA.

CMF-BR-146EN_Rev None-17289
SDL 06/2020
2020-23597

Copyright © 2020 Stryker
stryker.com

LifeNet Health is a registered trademark of LifeNet Health

VSP is a registered trademark of 3D Systems, Inc.

*Licensed from Professor Dietmar Wolter, Hamburg, Germany

References:

- 1: "A Novel Technology for Maxillomandibular Fixation: Universal SMARTLock Hybrid MMF", white paper on file with Stryker Craniomaxillofacial.
- 2: Liu JK, Gotfried ON, Cole CD, Dougherty WR, Couldwell WT, "MEDPOR Porous Polyethylene implant for Cranioplasty and Skull Base Reconstruction" Neurosurgery [April 2004].
- 3: Gruskin E, Doll BA, Futrell FW, Schmitz JP, Hollinger JO. "Demineralized bone matrix in bone repair: History and use" Elsevier Advanced Drug Delivery Reviews, 2012.



Stryker Leibinger GmbH & Co. KG
Bötzingen Straße 41
79111 Freiburg
Germany



0197