

SMARTLock™

Hybrid MMF™





Hybrid MMF

Make a smart choice in MMF

Designed to combine the strength and rigidity of arch bars with the safety and efficiency of MMF screws, our Hybrid MMF system is a smart choice for maxillomandibular fixation. Available in two sizes, each with nine potential points of fixation along the plate, posterior fixation and vector control are enhanced when compared to traditional MMF screws.

The self-drilling, locking technology of our Hybrid MMF screws allows for purchase into both the bone and plate for additional stability. This plate and screw combination omits the need for interdental wiring, thereby reducing your chance of wire stick injuries.



Feature	Benefit ¹	Potential value ¹
<ul style="list-style-type: none"> Innovative plate and screw design 	<ul style="list-style-type: none"> Eliminates interdental wiring 	<ul style="list-style-type: none"> May improve OR efficiency Helps reduce risk of wire stick injuries Helps reduce risk of tooth loosening
<ul style="list-style-type: none"> Optimised self-drilling screw with patented SMARTLock technology* 	<ul style="list-style-type: none"> Minimises risk of screw backout Rigid plate-to-screw construct 	<ul style="list-style-type: none"> Strong, stable anterior and posterior fixation
<ul style="list-style-type: none"> Dedicated instrumentation 	<ul style="list-style-type: none"> Ability to fixate with patient specific anatomical structures in mind 	<ul style="list-style-type: none"> Helps reduce risk of tooth root injuries Helps reduce risk of pressure necrosis



Step by step instructions


Step 1

Contour the plate.



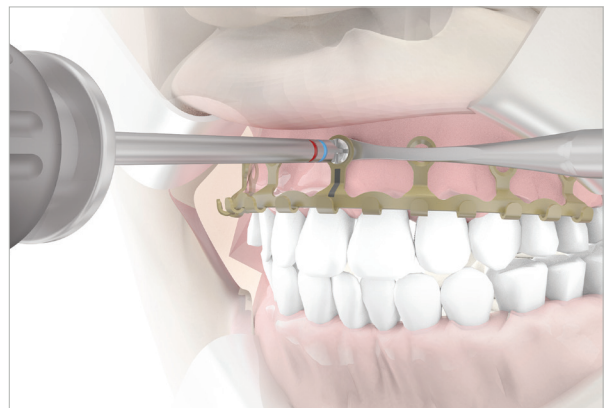
Step 2

Adjust the length of the locking plate with the cutter.



Step 3

Insert a locking screw into the center of the plate hole while positioning the spacer instrument between the mucosa and the metal rim of the plate hole. The bar of the middle plate hole is marked to provide midline orientation.



Step by step instructions

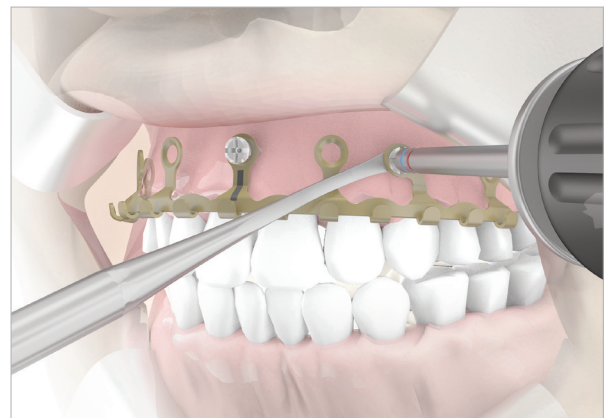
Step 4

Verify all plate holes are directed away from or placed in-between the tooth roots. Use the bender instrument for in situ adjustments of the plate holes as needed.



Step 5

Insert a locking screw into at least every other plate hole while using the spacer instrument to avoid compression on the gingiva.




Step 6

Use the hooks of the locking plates as anchor points to apply the wires between the mandible and maxilla.



Ordering information

Part number	Description
5502950	SMARTLock Hybrid MMF plate
5502951	SMARTLock Hybrid MMF plate - small
5020596	Locking screws, SD, 2.0x6mm
5020598	Locking screws, SD, 2.0x8mm
6200604	SMARTLock Hybrid MMF bender
6200605	SMARTLock Hybrid MMF spacer
6016526	Twist drill 1.6x58mm, 20mm WL, Stryker end
6218330	In situ plate cutter
6220290	Screwdriver handle, ratcheting
6220130	2.0/2.3 screwdriver blade
6220135	MMF screwdriver, complete
0103490	Ligature wires, blunt, 0.5x160mm
0103492	Ligature wires, blunt, 0.64x160mm
5020358	MMF screws, SD, 2.0x8mm
5020362	MMF screws, SD, 2.0x12mm
2920420	SMARTLock Hybrid MMF module with lid
2920421	SMARTLock Hybrid MMF inlay
2920426	SMARTLock Hybrid MMF container lid, quarter size
2915031	Universal container, quarter size, two-layer
2915036	Accessory tray, quarter size
2915037	Silicone mat for accessory tray, quarter size
5200006	Screw length marker for 6mm screws
5200008	Screw length marker for mm screws
5200012	Screw length marker for 12mm screws



To learn more visit hybridmmf.com
or scan the QR code.



WATCH THE DEMO ►

Craniomaxillofacial

A surgeon must always rely on his or her own professional clinical judgment when deciding whether to use a particular product when treating a particular patient. Stryker does not dispense medical advice and recommends that surgeons be trained in the use of any particular product before using it in surgery. The information presented is intended to demonstrate the breadth of Stryker product offerings. A surgeon must always refer to the package insert, product label and/or instructions for use before using any Stryker product. Products may not be available in all markets because product availability is subject to the regulatory and/or medical practices in individual markets. Please contact your Stryker representative if you have questions about the availability of Stryker products in your area.

Stryker Corporation or its divisions or other corporate affiliated entities own, use or have applied for the following trademarks or service marks: Hybrid MME SMARTLock, Stryker. All other trademarks are trademarks of their respective owners or holders. Devices may not have been licensed in accordance with Canadian Law.

*Licensed from Professor Dietmar Wolter, Hamburg, Germany

1: "A Novel Technology for Maxillomandibular Fixation: Universal SMARTLock Hybrid MMF", white paper on file with Stryker Craniomaxillofacial.

Distributed by:
Stryker Australia
8 Herbert Street,
St Leonards NSW 2065
T: +61 2 9467 1000
F: +61 2 9467 1010

Stryker New Zealand
Limited PO Box 17-136
Greenlane, Auckland 1546
T: 64 9 573 1894
F: 64 9 5731895