

# Facial **iD**

## Orthognathics



**iD Solutions**

Individually designed. Personalised care.

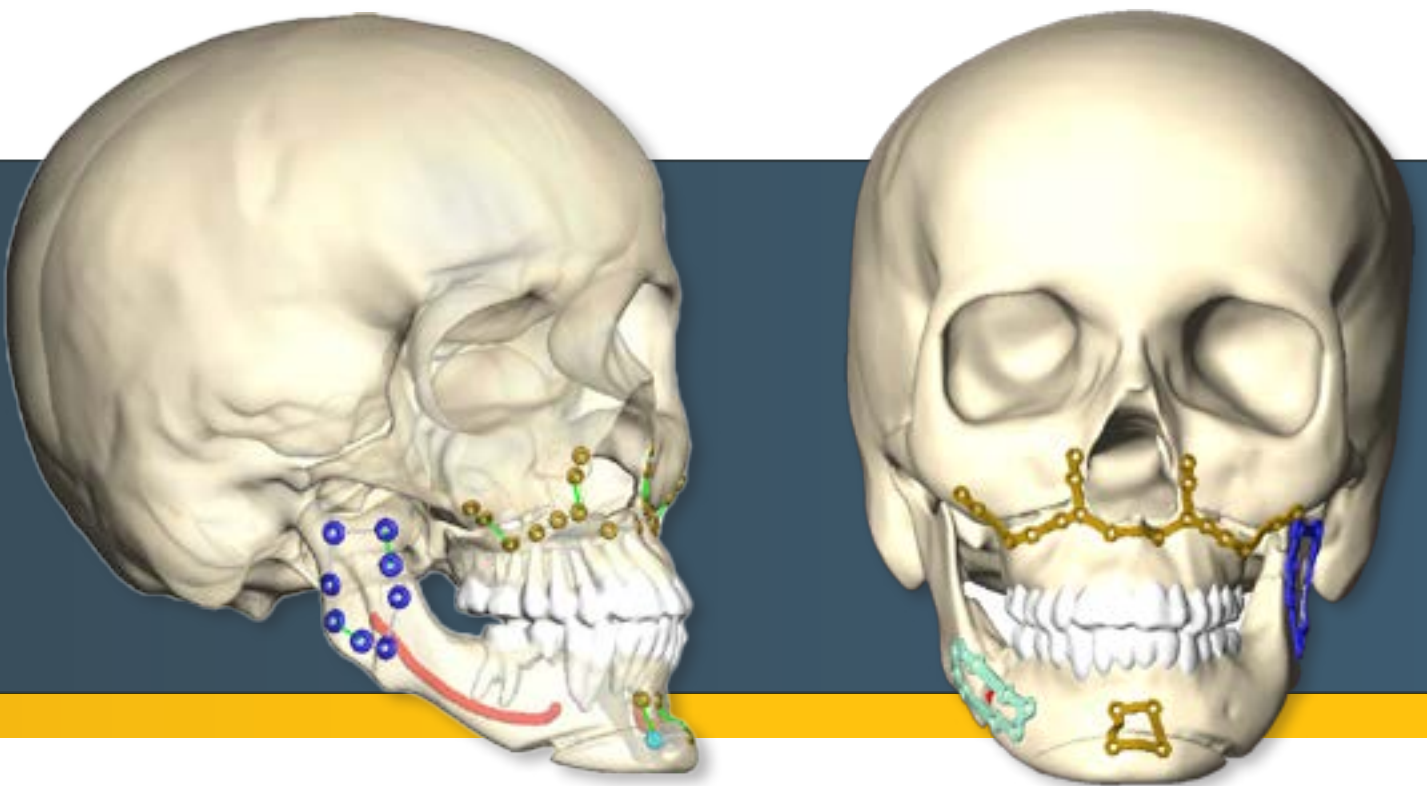
We're putting  
the control in

**your hands**



We designed our Facial iD 3D printed plates to meet the individual needs of you and your patients. Customised plates are manufactured to the planned patient outcome, **providing optimal plate fit.**

# Plates designed **to fit your patient.**



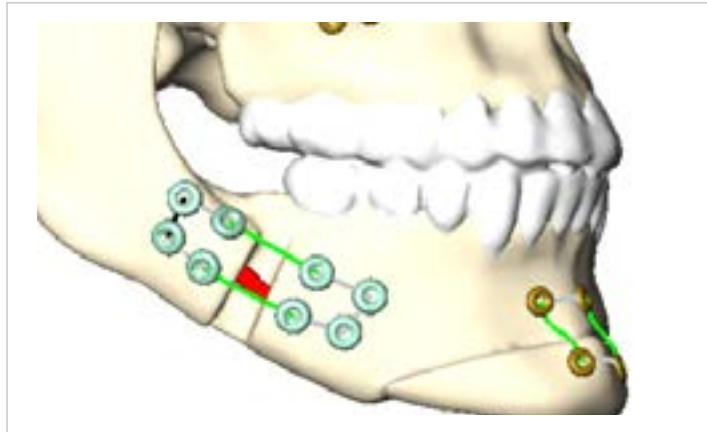
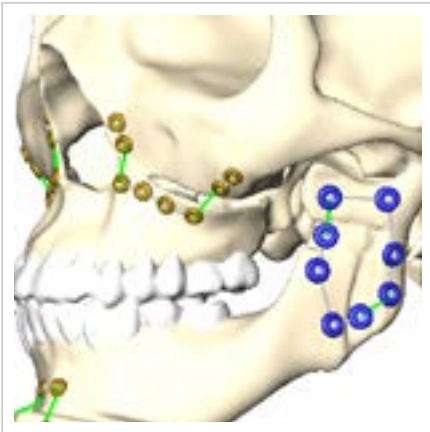
With the utilisation of Stryker proprietary software, visualise critical anatomy while planning screw hole location, bar width and plate thickness, allowing for quick and efficient adjustments.

Prior to completing the design session, you can **make adjustments in real time** and view your final implant design.

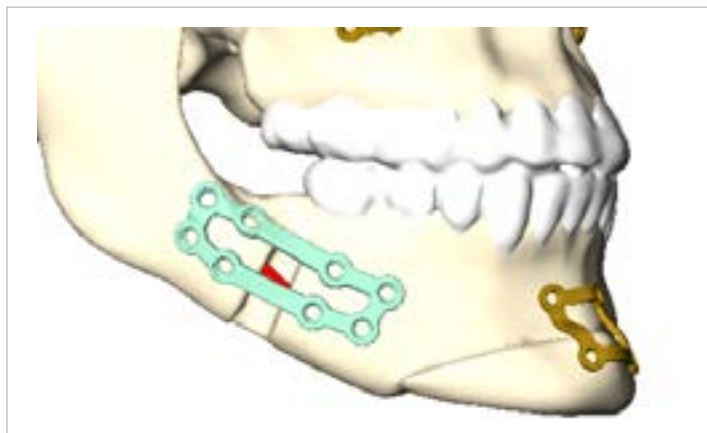
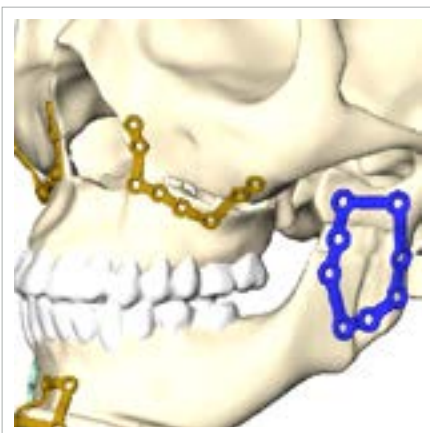
## Personalised design session

During the design session, you will interface with a design engineer to select specific plate features such as profile height, length and run of the plate, number of screw holes, as well as individual bar strengthening.

### Screw holes are placed according to your preoperative plan




### Visualise final implant during the design session




## Design flexibility

Allows for variation in implant complexity and choice of screw diameter to fit your surgical needs. Plates can be slightly modified intraoperatively if needed.



**Y plate designs**



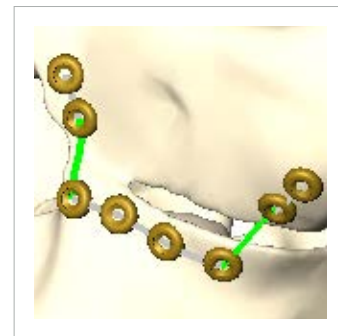
**Varied bar thickness**



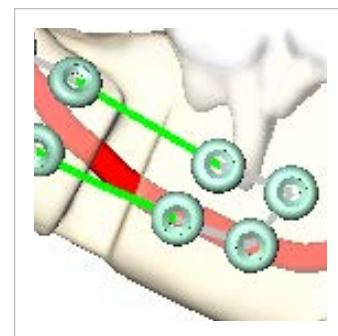
**Flange for additional bony reference points**

## Enhanced visualisation

Receive real time feedback while precisely planning screw hole location, bar width and plate thickness around critical anatomy.



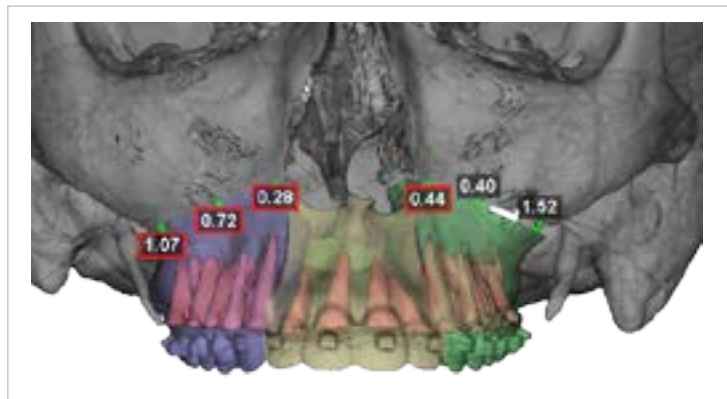
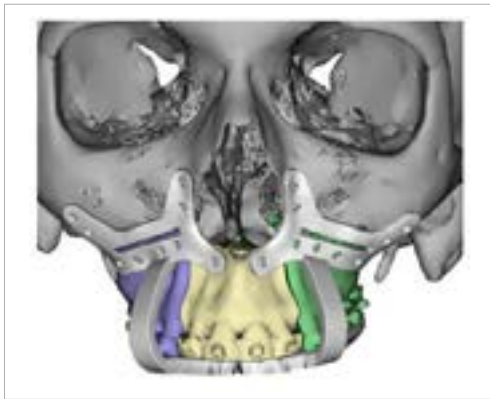
**Screw hole placement**



**Design around critical anatomy**

# Together with 3D Systems **we offer VSP**

In collaboration with 3D Systems, Virtual Surgical Planning (VSP) can be used to further enhance your patient outcomes.



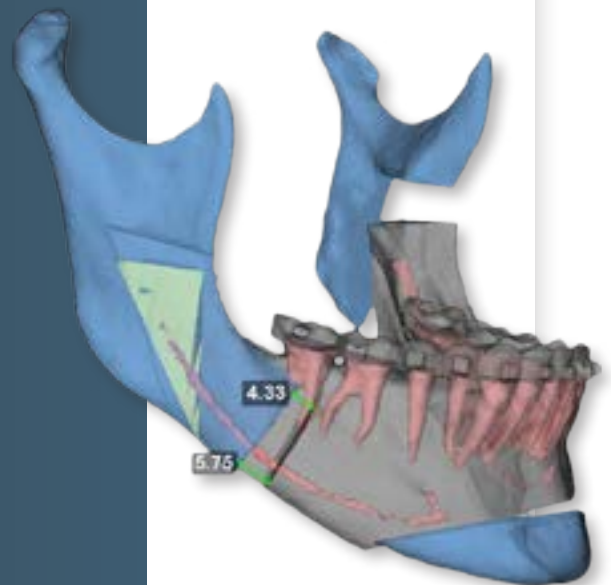
## **Features:**

High resolution scans of the occlusal surfaces are integrated with the CT/CBCT data

Accurate osteotomy simulation tailored to clinical requirements

Real time 3D bony movement and cephalometric analysis

A range of splints and guides are available to assist in accurately cutting and positioning anatomy



# Ordering information

## Orthognathics

Part #	Description
78-92001	1 plate
78-92002	2 plates
78-92003	3 plates
78-92004	4 plates
78-92005	5 plates
78-92006	6 plates
78-92007	7 plates
78-92008	8 plates

# Craniomaxillofacial

**This document is intended solely for the use of healthcare professionals.**

A healthcare professional must always rely on his or her own professional clinical judgment when deciding whether to use a particular product when treating a particular patient. Stryker does not dispense medical advice and recommends that healthcare professionals be trained in the use of any particular product before using it in surgery.

The information presented is intended to demonstrate the breadth of Stryker product offerings. A healthcare professional must always refer to the package insert, product label and/or instructions for use before using any Stryker product.

Products may not be available in all markets because product availability is subject to the regulatory and/or medical practices in individual markets. Please contact your Stryker representative if you have questions about the availability of Stryker products in your area.

Stryker Corporation or its divisions or other corporate affiliated entities own, use or have applied for the following trademarks or service marks: Stryker, Facial iD, iD Solutions and Leibinger. All other trademarks are trademarks of their respective owners or holders.

The products depicted are CE marked in accordance with applicable EU Regulations and Directives.

This material is not intended for distribution outside the EU and EFTA.

Virtual Surgical Planning is a registered trademark of 3D Systems, Inc.



CMF-BR-200\_21125EN Rev None  
SDL 01/2020  
2019-21747

Copyright © 2020 Stryker



Stryker Leibinger GmbH & Co. KG  
Bötzingen Straße 41  
79111 Freiburg  
Germany



0197

**Distributed in the U.S.:**

Stryker Craniomaxillofacial  
Kalamazoo, MI 49002 USA  
Tel.: (+1) 269 380 5346  
Fax: (+1) 877 648 7114