

Adherus[®]

AutoSpray

Dural Sealant

Step 1

Hold the applicator with the nozzle pointing up, remove and discard the red caps from the vial adaptor hubs.



Step 2

Push the glass vials onto the blue vial adaptor hubs. Green capped vial to green syringe, silver capped vial to white syringe.




Step 3

With the vials oriented upward depress the syringe pusher assembly to **push** the fluid into the vials. Gently **shake** the device until the powder is dissolved.




Step 4

Release the syringe pusher assembly to allow it to rebound backwards and **depress** a second time to ensure both solutions are homogenous.



Step 5

Push the on/off button on the bottom of the device to "activate" the system prior to hydrogel spray application.




Step 6

Prior to treatment delivery, orient the device so the vials are pointing upwards and remove and discard both vial adaptor hubs by rotating the blue hubs **counter clockwise** until the hubs are ejected from the device.



Step 7

Orient the device so the spray nozzle is **pointed up** and hold a piece of gauze, 5-10cm above the nozzle. Apply firm pressure to the centre of the product syringe pusher assembly until the product begins to spray out of the nozzle. Once green sealant begins to form on the gauze stop depressing the syringe pusher assembly.



Step 8

While aiming at the treatment site and holding the device approximately 2 to 4cm away, apply firm pressure to the centre of the syringe pusher assembly to dispense the mixed solution.



Craniomaxillofacial

This document is intended solely for the use of healthcare professionals.

A surgeon must always rely on his or her own professional clinical judgment. A healthcare professional must always rely on his or her own professional clinical judgment when deciding whether to use a particular product when treating a particular patient. Stryker does not dispense medical advice and recommends that healthcare professional be trained in the use of any particular product before using it in surgery.

The information presented is intended to demonstrate the breadth of Stryker product offerings. A healthcare professional must always refer to the package insert, product label and/or instructions for use before using any Stryker product.

Products may not be available in all markets because product availability is subject to the regulatory and/or medical practices in individual markets. Please contact your Stryker representative if you have questions about the availability of Stryker products in your area. Stryker Corporation or its divisions or other corporate affiliated entities own, use or have applied for the following trademarks or service marks: Adherus, Stryker. All other trademarks are trademarks of their respective owners or holders.

The products depicted are CE marked in accordance with applicable EU Regulations and Directives.

Adherus and Adherus ET are the only FDA-approved hydrogel dural sealant with a patent pending AutoSpray applicator with internal air pump.



CMF - PO - 38EN - 18709

CMF-PO-38EN_18709
2019-19724
SDL 01/2019

Distributed by:

Stryker Leibinger GmbH & Co. KG
Bötzingen Straße 41
79111 Freiburg, Germany

Copyright © 2019 Stryker
stryker.com



HyperBranch Medical Technology Inc.
800-12 Capitola Drive
Durham, NC 27713 USA



MedPass International Limited
Windsor House, Bretforton, EVESHAM,
Worcestershire, WR11 7JJ, United Kingdom