


stryker



IsoFlex SE™ and ComfortGel SE™

Stretcher Support Surfaces

Transforming the standard of stretcher support surfaces

Our cover story.

Bringing preventative cover features to the surface.

In line with our commitment to aiding in proactive prevention, we designed our surface covers with specialized features intended to make them more durable and effective for infection prevention.

Welded seams

Our covers feature RF welded seams that utilize electromagnetic bonding to limit fluid ingress and infiltration.

Durability

Our surface covers are engineered for ease of use, especially during the maintenance and care process. They're made with a polycarbonate polyurethane material for increased chemical resistance.

Slip-resistant bottom

The bottoms of our surfaces feature a slip-resistant material to help improve infection prevention through the elimination of Velcro while maintaining affixation to the stretcher during patient movement and transfer.

Three-sided zipper

Caregivers can now fully inspect the condition of internal components of their stretcher surface with the SE Series' three-sided zipper.



Transforming the standard of stretcher support surfaces.

When we developed the SE Series of stretcher surfaces, we focused our design on aiding in proactive prevention.

Knowing pressure injuries can begin in as little as the first two hours¹ of a patient's stay, we strategically designed our surfaces with pressure redistribution in mind.

We outfitted our surfaces with new features offering pressure redistribution, improved infection control, and better all-around durability.

The series consists of two gel-based surfaces: IsoFlex SE and ComfortGel SE. This gives our customers the option of choosing the product that best fits their individual healthcare needs.

Looking at the overall attributes of the SE Series, it doesn't take long to realize that our stretcher surfaces bring a combination of features that transform the standard of stretcher support surfaces.

Key Features

- Assists in the prevention of pressure injuries⁷
- Durable polycarbonate polyurethane cover for increased chemical resistance
- Sloped heel section
- Welded seams limit fluid ingress and infiltration
- Three-sided zipper for internal component inspection
- Slip-resistant bottom eliminates need for Velcro

ComfortGel SE Support Surface

Experience gel technology

ComfortGel SE was designed with the overall patient experience in mind and has specific features to help redistribute pressure and enhance patient comfort.

- Helps redistribute pressure via exclusive **CoreGel Technology**
- Gel technology affords memory, flexibility and durability
- Slip-resistant bottom material eliminates the need for Velcro




IsoFlex SE Support Surface

Premium shear management

Stryker's best-in-class stretcher surface, IsoFlex SE, addresses the key risk factors of skin breakdown: pressure and shear. In addition, IsoFlex enhances patient comfort and aids in the treatment and prevention of pressure injuries.

- Exclusive combination of **ShearGel, CoreGel and foam technology**
- Patented open-column design affords memory, flexibility and durability
- Foam crib and base helps with ingress and egress
- Slip-resistant bottom material eliminates the need for Velcro



Feeling the pressure.

The truth about pressure injuries, by the numbers.

2.5 million patients are diagnosed with pressure injuries every year.²

2x more likely for soft tissue breakdown when shear is present.³

70% of pressure injuries develop in the body's sacral region.⁴

\$11 billion The annual treatment costs for pressure injuries.⁵

Innovation. Inside and out.

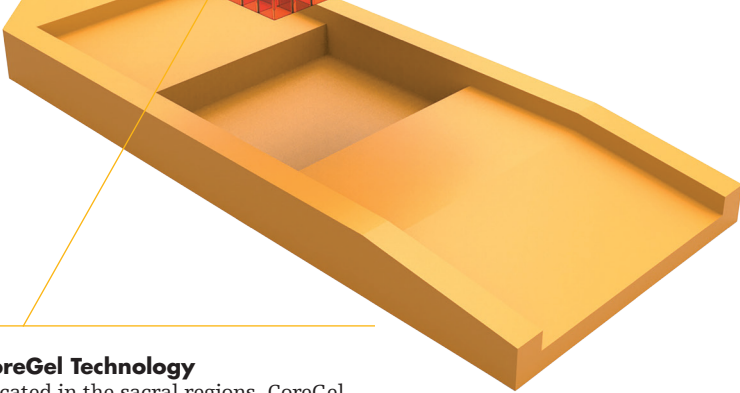
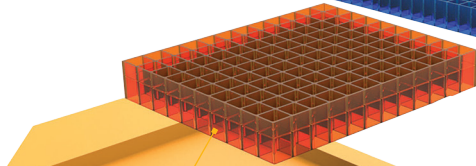


The value of gel technology.

It's true: Pressure injuries can begin in as little as the first two hours¹ of a patient's admittance into a clinical setting. They pose a serious threat and should be treated as such.

With the aforementioned knowledge of the severity of pressure injuries in mind, we designed our stretcher surfaces with specific features to aid in treatment and prevention. Most important of the features is gel.

ShearGel Technology

Featuring only-in-class ShearGel, IsoFlex SE was designed to help minimize shear between the surface and the patient. Its technology offers a layer of support so IsoFlex can move freely with patient movements.



CoreGel Technology

Located in the sacral regions, CoreGel creates a positioning pocket to help prevent patient migration.⁶ This design helps absorb and disperse patient weight to aid in pressure redistribution.

Immersion

The open column design of gel provides immersion, meaning gel can effectively absorb and redistribute patient weight for added protection and pressure injury prevention.

Specifications

Support surface	IsoFlex SE	ComfortGel SE
Model number	1806	1805
Width	30" (76 cm)	26", 30" (66 cm, 76 cm)
Length	76" (193 cm)	76" (193 cm)
Thickness	5.5" (14 cm)	5.5" (14 cm)
Weight capacity	700 lbs (318 kg)	700 lbs (318 kg)
Optional fire retardant inner cover*	Yes	Yes

*Flammability standards: CALTB117; 16CFR1632; CGSB CAN 2-4.2 Method 27.7-M77; BS EN 597-1; BS EN 597-2; CAL TB129; 16CFR1633; BS 6807, Clause 9; BFD IX-11; UNI9175

Stryker reserves the right to change specifications without notice.

Warranty

Stryker Medical, a division of Stryker Corporation ("Stryker"), warrants that its Model 1806 IsoFlex SE Support Surface Product and Model 1805 ComfortGel SE Support Surface Product will be free from defects in material and workmanship. Stryker's warranty covers only the following items during normal use as follows:

- Internal components: three (3) years
- Fire barrier: one (1) year
- Support surface cover: one (1) year

Customer support services

Technical Support

Stryker's technical support comprises a team of professionals available to help with your SE Series' needs. Contact via phone at 1 800 STRYKER or email at technicalsupport@stryker.com.

The information presented in this brochure is intended to demonstrate a Stryker product. Always refer to the package insert, product label and/or user instructions before using any Stryker product. Products may not be available in all markets. Product availability is subject to the regulatory or medical practices that govern individual markets. Please contact your Stryker Account Manager if you have questions about the availability of Stryker products in your area.

3800 E. Centre Avenue
Portage, MI 49002 USA
t: 269 329 2100
toll free: 800 327 0770

www.patienthandling.stryker.com

1. Stop them at the Door; Should a Pressure Injury Prevention Protocol be Implemented in the Emergency Department, J WOCN, 2010.
2. Agency for Healthcare Research and Quality <http://www.ahrq.gov/professionals/systems/hospital/pressureulcertoolkit/putool5.html>
Last accessed November 13, 2015.
3. National Pressure Ulcer Advisory Panel; Staging Challenges: Avoidable/Unavoidable Pressure Ulcers
4. Lyder, Courtney H. (2011) The Benefits of a Multi-Disciplinary Approach to the Prevention and Treatment of Pressure Ulcers. Infection Control Today <http://www.infectioncontrolday.com/news/2011/08/the-benefits-of-a-multi-disciplinary-approach-to-the-prevention-and-treatment-of-pressure-ulcers.aspx>
5. Russo, C.A., Steiner, C. and Spector, W. (2008). Hospitalizations related to Pressure Ulcers, 2006. HCUP Statistical Brief #64. December 2008. Agency for Healthcare Research and Quality, Rockville, MD.
6. Best when used in combination with a stretcher equipped with Lift Assist Backrest.
7. Recommended to be implemented in combination with clinical evaluation of risk factors and skin assessments made by a health care professional.

Stryker Corporation or its divisions or other corporate affiliated entities own, use or have applied for the following trademarks or service marks: **ComfortGel SE, CoreGel, IsoFlex SE, Lift Assist, ShearGel, Stryker**. All other trademarks are trademarks of their respective owners or holder.

This product is made with Intelli-Gel® hollow column configuration. "Intelli-Gel®" licensed from EdiZONE, LLC of Alpine, UT.

Mkt Lit-1360 18 JUL 2016 Rev B.1
Copyright © 2016 Stryker
Printed in U.S.A.